

KOMATSU®

D65EX-18 **D65PX-18** **D65WX-18**

Tier 4 Final Engine
(Serial Numbers 90997 and up)

CRAWLER DOZER

D65



Photos may include optional equipment.

NET HORSEPOWER

217 HP @ 1950 rpm
162 kW @ 1950 rpm

OPERATING WEIGHT

SIGMADOZER®

D65EX-18: 46,892 lb 21270 kg
D65WX-18: 50,618 lb 22960 kg

Straight Tilt Dozer

D65PX-18: 50,331 lb 22830 kg

Power Angle Tilt Dozer

D65EX-18: 50,706 lb 23000 kg
D65PX-18: 51,963 lb 23570 kg
D65PX-18 Wide: 53,925 lb 24460 kg
D65WX-18: 52,801 lb 23950 kg

BLADE CAPACITY

SIGMADOZER®

D65EX-18: 7.3 yd³ 5.6 m³
D65WX-18: 7.7 yd³ 5.9 m³

Straight Tilt Dozer

D65PX-18: 4.8 yd³ 3.7 m³

Power Angle Tilt Dozer

D65EX-18: 5.6 yd³ 4.3 m³
D65PX-18: 5.8 yd³ 4.4 m³
D65PX-18 Wide: 5.8 yd³ 4.4 m³
D65WX-18: 5.8 yd³ 4.4 m³

KOMATSU PARTS & SERVICE SUPPORT



KOMATSU CARE®

Program Includes:

*The D65EX/PX/WX-18 comes standard with complimentary factory scheduled maintenance for the first 3 years or 2,000 hours, whichever comes first.

Planned Maintenance Intervals at:

500/1000/1500/2000 hour intervals. (250 hr. initial interval for some products) Complimentary Maintenance Interval includes: Replacement of Oils & Fluid Filters with genuine Komatsu Parts, 50-Point inspection, Komatsu Oil & Wear Analysis Sampling (KOWA) / Travel & Mileage (distance set by distributor; additional charges may apply).

Benefits of Using Komatsu CARE

- Assurance of Proper Maintenance with OEM Parts & Service
- Increased Uptime & Efficiency
- Factory Certified Technicians Performing Work
- Cost of Ownership Savings
- Transferable Upon Resale

Complimentary KDPF System Maintenance

The D65EX/PX/WX-18 comes standard with 2 Complimentary KDPF Exchange Units for the first 5 years at the suggested KDPF Exchange Units Service Intervals of 4,500 hours and 9,000 hours during the first 5 years. End User must have authorized Komatsu distributor perform the removal and installation of the KDPF.

Complimentary SCR System Maintenance

The D65EX/PX/WX-18 also includes 2 factory recommended services of the Selective Catalytic Reduction (SCR) Diesel exhaust fluid (DEF) system during the first 5 years—including:

- Factory recommended DEF tank flush and strainer cleaning at 4,500 hours and 9,000 hours

Komatsu CARE® – Advantage Extended Coverage

- Extended Coverage can provide peace of mind by protecting customers from unplanned expenses that effect cash flow
- Purchasing extended coverage locks-in the cost of covered parts and labor for the coverage period and helps turn these into fixed costs



Komatsu Oil and Wear Analysis (KOWA)

- KOWA detects fuel dilution, coolant leaks, and measures wear metals
- Proactively maintain your equipment
- Maximize availability and performance
- Can identify potential problems before they lead to major repairs
- Reduce life cycle cost by extending component life

KOMATSU CARE D65EX/PX/WX-18				
Interval PM	500	1000	1500	2000
KOWA SAMPLING – (Engine, Hydraulics, L & R Final Drives)	✓	✓	✓	✓
LUBRICATE MACHINE	✓	✓	✓	✓
CHANGE ENGINE OIL	✓	✓	✓	✓
REPLACE ENGINE OIL FILTER	✓	✓	✓	✓
REPLACE FUEL PRE-FILTER	✓	✓	✓	✓
CLEAN FUEL STRAINER	✓	✓	✓	✓
REPLACE POWER TRAIN OIL FILTER	✓	✓	✓	✓
DRAIN FUEL TANK SEDIMENT	✓	✓	✓	✓
REPLACE A/C FRESH & RECIRCULATION FILTERS	✓	✓	✓	✓
CLEAN AIR CLEANER ELEMENT	✓	✓	✓	✓
COMPLETE 50 POINT INSPECTION FORM; LEAVE PINK COPY WITH CUSTOMER OR IN CAB	✓	✓	✓	✓
RESET MONITOR PANEL MAINTENANCE COUNTER FOR APPROPRIATE ITEMS	✓	✓	✓	✓
REPLACE FUEL MAIN FILTER		✓		✓
CHANGE POWER TRAIN OIL		✓		✓
CLEAN POWER TRAIN STRAINER		✓		✓
CLEAN SCAVENGING PUMP STRAINER		✓		✓
CHECK DAMPER CASE OIL LEVEL		✓		✓
CHANGE FINAL DRIVE OIL		✓		✓
REPLACE HYDRAULIC TANK BREATHER ELEMENT		✓		✓
REPLACE FUEL TANK BREATHER ELEMENT		✓		✓
REPLACE DEF TANK BREATHER ELEMENT		✓		✓
CLEAN POWER TRAIN CASE BREATHER		✓		✓
CHANGE HYDRAULIC OIL				✓
REPLACE HYDRAULIC FILTER				✓
CLEAN HYDRAULIC TANK STRAINER				✓
CHANGE DAMPER CASE OIL				✓
REPLACE KCCV FILTER				✓
REPLACE DEF FILTER				✓
FACTORY TRAINED TECHNICIAN LABOR	✓	✓	✓	✓
2 KDPF Exchanges at 4,500 Hrs and 9,000 Hrs.				
2 SCR System Maintenance Services at 4,500 Hrs. and 9,000 Hrs.				

Komatsu Parts Support

- 24/7/365 to fulfill your parts needs
- 9 parts Distribution Centers strategically located across the U.S. and Canada
- Distributor network of more than 300 locations across U.S. and Canada to serve you
- Online part ordering through Komatsu eParts
- Remanufactured components with same-as-new warranties at a significant cost reduction



* Certain exclusions and limitations apply. Refer to the customer certificate for complete program details and eligibility. Komatsu® and Komatsu Care® are registered trademarks of Komatsu Ltd. Copyright 2018 Komatsu America Corp.

D65EX/PX/WX-18

SPECIFICATIONS



ENGINE

Model.....Komatsu SAA6D114E-6*
 Type..... 4-cycle, water-cooled, direct injection
 Aspiration..... Variable geometry turbocharged, air-to-air aftercooled
 Number of cylinders..... 6
 Bore x stroke..... 114 mm x 144.5 mm **4.49" x 5.69"**
 Piston displacement..... 8.85 ltr **540 in³**
 Governor..... All-speed and mid-range, electronic
 Horsepower
 SAE J1995..... Gross 164 kW **220 HP**
 ISO 9249 / SAE J1349..... Net 162 kW **217 HP**
 Rated rpm..... 1950 rpm
 Fan drive type..... Variable speed hydraulic
 Lubrication system
 Method..... Gear pump, force lubrication
 Filter..... Full-flow

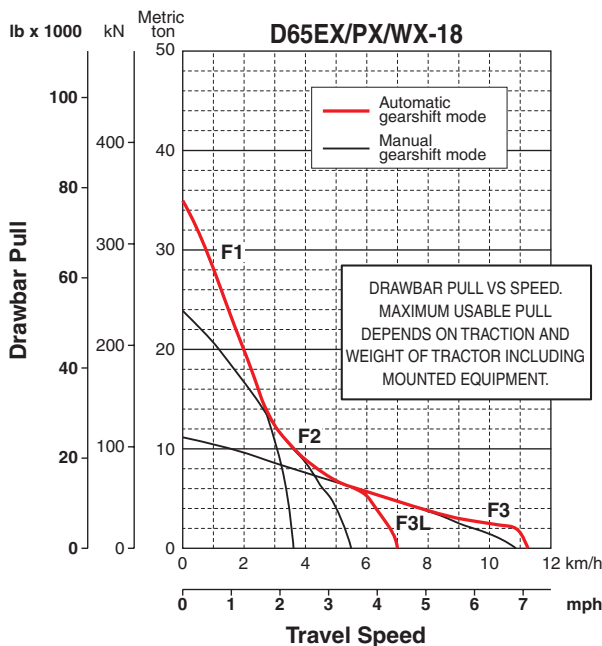
**EPA Tier 4 Final emissions certified



TORQFLOW TRANSMISSION

Komatsu TORQFLOW transmission consists of a water-cooled, 3-element, 1-stage, 2-phase, torque converter with lockup clutch, and a planetary gear, multiple-disc clutch transmission, which is electronically controlled, hydraulically actuated and force-lubricated for optimum heat dissipation. Shift lock lever and neutral safety switch.

Travel speed	Forward	Reverse
1st	3.7 km/h 2.3 mph	4.5 km/h 2.8 mph
2nd	5.6 km/h 3.5 mph	6.7 km/h 4.2 mph
3rd L	7.3 km/h 4.5 mph	8.7 km/h 5.4 mph
3rd	11.3 km/h 7.0 mph	13.6 km/h 8.5 mph



STEERING SYSTEM

Palm Command Control System (PCCS) lever controls for all directional movements. Pushing the PCCS lever forward results in forward machine travel, while pulling it rearward reverses the machine. Simply tilt the PCCS lever to the left for a left turns, tilt it right for right turns.

Hydrostatic Steering System (HSS) power has been increased 25% by a larger HSS motor, greater hydraulic pump flow, and more engine power while steering. The result is more powerful turns and quicker counter-rotation. Wet, multiple-disc, pedal-controlled service brakes are spring-actuated and hydraulically released.

Gear shift lock lever also applies parking brake.

Minimum turning radius

D65EX-18.....	1.9 m 6'3"
D65EX-18 with PAT.....	2.0 m 6'7"
D65PX-18.....	2.2 m 7'3"
D65WX-18.....	2.1 m 6'11"



UNDERCARRIAGE

Suspension..... Oscillating equalizer bar and pivot shaft
 Track roller frame..... Monocoque, large section, durable construction

Rollers and idlers..... Lubricated

Track shoes

Parallel Link Undercarriage System (PLUS) with lubricated rotating bushings for extended system wear life and lower maintenance costs. Track tension is easily adjusted with a grease gun.

Tractor for outside mounted blade (Straight Tilt, SIGMADOZER®)*

	D65EX-18	D65WX-18	D65PX-18
Number of track rollers (each side)	7	7	8
Type of shoes (standard)	MS PLUS	MS PLUS	MS PLUS
Number of shoes (each side)	42	42	45
Grouser height	mm in 65 2.6"	65 2.6"	65 2.6"
Shoe width (standard)	mm in 610 24"	760 30"	915 36"
Ground contact area (ISO 16754)	cm ² 40910	50969	66946
	in ² 6,341	7,900	10,377
Ground pressure (tractor) (ISO 16754)	kPa 44.1	38.4	29.6
	kgf/cm ² 0.45	0.39	0.3
	psi 6.4	5.57	4.29
Track gauge	mm ft.in 1880 6'2"	2050 6'9"	2050 6'9"
Length of track on ground	mm ft.in 2970 9'9"	2970 9'9"	3275 10'9"

Tractor for inside mounted blade (PAT)*

	D65EX-18	D65WX-18	D65PX-18	D65PX-18 Wide
Number of track rollers (each side)	7	7	8	8
Type of shoes (standard)	MS PLUS	MS PLUS	MS PLUS	ES PLUS Clipped
Number of shoes (each side)	42	42	45	45
Grouser height	mm in 65 2.6"	65 2.6"	65 2.6"	65 2.6"
Shoe width (standard)	mm in 560 22"	760 30"	760 30"	915 36"
Ground contact area (ISO 16754)	cm ² 37556	50969	55605	66946
	in ² 5,821	7,900	8,619	10,377
Ground pressure (tractor) (ISO 16754)	kPa 54.7	42.1	38	32.7
	kgf/cm ² 0.56	0.43	0.39	0.33
	psi 7.93	6.11	5.51	4.74
Track gauge	mm ft.in 2050 6'9"	2230 7'4"	2230 7'4"	2385 7'10"
Length of track on ground	mm ft.in 2970 9'9"	2970 9'9"	3275 10'9"	3275 10'9"

*See page 14 for tractor/blade combinations.

MS: Moderate Service shoe, ES: Extreme Service shoe, Clipped: Clipped grouser

SPECIFICATIONS



FINAL DRIVES

Double-reduction planetary gear final drives increase drawbar pull and reduce stresses for longer life. Segmented sprocket teeth are bolt-on for easy replacement. Triple labyrinth housing protects the final drive seals.



HYDRAULIC SYSTEM

Closed-center load sensing system (CLSS) designed for precise and responsive control, and for efficient simultaneous operation.

Hydraulic control units:

All spool valves externally mounted beside the hydraulic tank.

Piston type hydraulic pump with capacity (discharge flow) of 248 ltr/min **65.5 U.S. gal/min** at rated engine rpm.

Relief valve setting 27.9 MPa 285 kg/cm² **4,050 psi**

Control valves:

Spool control valves for SIGMADOZER® or straight tilt dozer

- Positions: Blade lift Raise, hold, lower, and float
- Blade tilt Right, hold, and left
- Rear attachment..... Raise, hold, and lower



SERVICE REFILL CAPACITIES

Fuel tank	415 ltr	109.6 U.S. gal
DEF tank	23.5 ltr	6.2 U.S. gal
Coolant	49 ltr	12.9 U.S. gal
Engine.....	30.5 ltr	8.1 U.S. gal
Torque converter, transmission, bevel gear, and steering system		
	48 ltr	12.7 U.S. gal
Final drive (each side)		
D65EX-18 non PAT	16.5 ltr	4.4 U.S. gal
D65EX-18 with PAT	22 ltr	5.8 U.S. gal
D65PX-18	22 ltr	5.8 U.S. gal
D65WX-18	22 ltr	5.8 U.S. gal

Spool control valves for Power Angle Tilt dozer

- Positions: Blade lift Raise, hold, lower, and float
- Blade tilt Right, hold, and left
- Blade angle Right, hold, and left
- Rear attachment..... Raise, hold, and lower

Hydraulic cylinders..... Double-acting, piston

	Number of cylinders	Bore	
		SIGMADOZER® Straight Tilt Dozer	Power Angle Power Tilt Dozer
Blade lift	2	85 mm 3.3"	90 mm 3.5"
Blade tilt	1	125 mm 4.9"	130 mm 5.1"
Blade angle	2	N/A	110 mm 4.3"
Ripper lift	1	125 mm 4.9"	125 mm 4.9"
Pitch angle	1	39° - 53°	52° - 58°

Hydraulic oil capacity (refill):..... 62 ltr **16.4 U.S. gal**

Ripper equipment (additional volume):

Multi-shank ripper 7 ltr **1.8 U.S. gal**



DOZER EQUIPMENT

Blade capacities per SAE J1265. Moldboard constructed from high tensile abrasion resistant steel.

	Overall Length With Dozer mm ft.in	Blade Capacity m ³ yd ³	Blade Width x Height mm ft.in	Max. Lift Above Ground mm ft.in	Max. Drop Below Ground mm ft.in	Max. Tilt Adjustment mm ft.in	Weight Dozer Equipment kg lb	Ground Pressure* ISO 16754 kPa kg/cm ² psi
D65EX-18 SIGMADOZER®	5490 18'0"	5.61 7.34	3410 x 1425 11'2" x 4'8"	1135 3'9"	500 1'8"	870 2'10"	2390 5,260	50.0/0.51/ 7.25
D65EX-18 Semi-U Dozer	5330 17'6"	5.61 7.34	3470 x 1425 11'5" x 4'8"	1105 3'8"	430 1'5"	870 2'10"	2375 5,236	50.0/0.51/ 7.25
D65EX-18 Power Angle Tilt Dozer	5790 19'0"	4.25 5.56	3870 x 1235 12'8" x 4'1"	1170 3'10"	695 2'3"	500 1'8"	2960 6,530	58.9/0.60/ 8.54
D65PX-18 Straight Tilt Dozer	5680 18'8"	3.69 4.83	3970 x 1100 13'0" x 3'7"	1130 3'8"	535 1'9"	890 2'11"	2100 4,630	32.8/0.33/ 4.76
D65PX-18 Power Angle Tilt Dozer	5790 19'0"	4.42 5.78	4010 x 1235 13'2" x 4'1"	1170 3'10"	695 2'3"	520 1'8"	2990 6,590	40.8/0.42/ 5.91
D65PX-18 Wide Power Angle Tilt Dozer	5790 19'0"	4.42 5.78	4295 x 1188 14'1" x 3'11"	1170 3'10"	695 2'3"	560 1'10"	3200 7,055	35.1/0.36/ 5.10
D65WX-18 SIGMADOZER®	5500 18'1"	5.90 7.72	3580 x 1425 11'9" x 4'8"	1135 3'9"	500 1'8"	770 2'6"	2500 5,510	43.3/0.44/ 6.28
D65WX-18 Power Angle Tilt Dozer	5790 19'0"	4.42 5.78	4010 x 1235 13'2" x 4'1"	1170 3'10"	695 2'3"	520 1'8"	2990 6,590	45.2/0.46/ 6.55

* Ground pressure shows tractor, ROPS cab, full fluids, operator, standard equipment and applicable blade (EX, WX, PAT with counterweight).
Ground pressure per ISO 16754

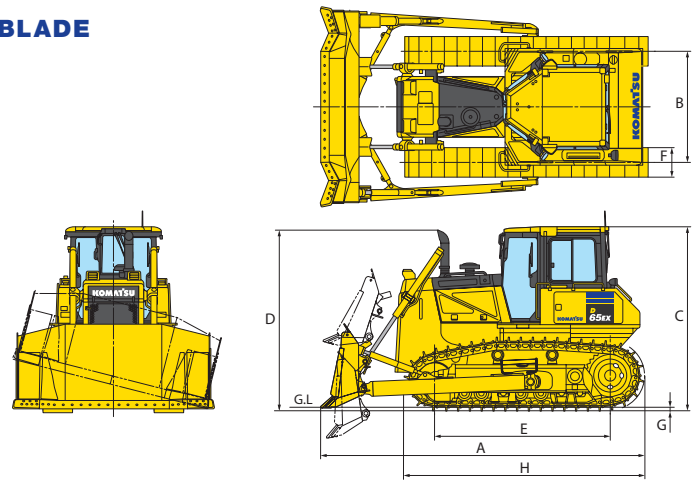


DIMENSIONS — OUTSIDE MOUNTED DOZER BLADE

	D65EX-18 SIGMADOZER®	D65WX-18 SIGMADOZER®	D65PX-18 Straight Tilt Dozer	
A	5490 mm 18'0"	5500 mm 18'1"	5680 mm	18'8"
B	1880 mm 6'2"	2050 mm 6'9"	2050 mm	6'9"
C	3160 mm 10'5" **	3160 mm 10'5" **	3160 mm	10'5" **
D	3085 mm 10'1"	3085 mm 10'1"	3085 mm	10'1"
E	2970 mm 9'9"	2970 mm 9'9"	3275 mm	10'9"
F	610 mm 24"	760 mm 30"	915 mm	36"
G	65 mm 2.6"	65 mm 2.6"	65 mm	2.6"
H	4065 mm 13'4"	4065 mm 13'4"	4370 mm	14'4"

*3350 mm **11'0"** is overall height if Komatsu sweeps are installed.

Ground clearance 415 mm **16"**



Shown with SIGMADOZER® (D65EX-18) single grouser shoe.

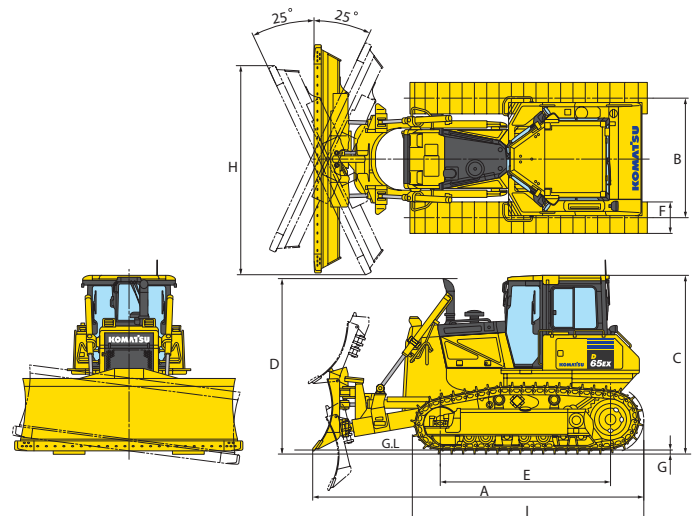


DIMENSIONS — PAT DOZER BLADE

	D65EX-18 PAT Dozer	D65WX-18 PAT Dozer	D65PX-18 PAT Dozer	D65PX-18 Wide PAT Dozer
A	5790 mm 19'0"	5790 mm 19'0"	5790 mm 19'0"	5790 mm 19'0"
B	2050 mm 6'9"	2230 mm 7'4"	2230 mm 7'4"	2385 mm 7'10"
C	3160 mm 10'5" **	3160 mm 10'5" **	3160 mm 10'5" **	3160 mm 10'5" **
D	3085 mm 10'1"	3085 mm 10'1"	3085 mm 10'1"	3085 mm 10'1"
E	2970 mm 9'9"	2970 mm 9'9"	3275 mm 10'9"	3275 mm 10'9"
F	560 mm 22"	760 mm 30"	760 mm 30"	915 mm 36"
G	65 mm 2.6"	65 mm 2.6"	65 mm 2.6"	65 mm 2.6"
H	3545 mm 11'8"	3627 mm 11'11"	3627 mm 11'11"	3925 mm 12'11"
I	4065 mm 13'4"	4065 mm 13'4"	4370 mm 14'4"	4370 mm 14'4"

*3350 mm **11'0"** is overall height if Komatsu sweeps are installed.

Ground clearance 415 mm **16"**



Shown with Power Angle Tilt dozer (D65EX-18) single grouser shoe.



OPERATING WEIGHT

Tractor shipping weights:

Shipping weight includes blade lift cylinders (C-frame for PAT, plus 840kg c'wt on EX/WX PAT), ROPS cab, standard track, lubricants, coolant.

EX Sigmadozer/SU.....	18780 kg	41,403 lb
EX PAT.....	21360 kg	47,091 lb
WX Sigmadozer.....	20360 kg	44,886 lb
WX PAT.....	22310 kg	49,185 lb
PX straight.....	20610 kg	45,437 lb
PX PAT.....	21950 kg	48,391 lb
PX Wide PAT.....	22730 kg	50,111 lb

Operating Weights:

Operating weight includes blade, hitch, (840 kg c'wt on EX/WX PAT), ROPS cab, standard track, lubricants, coolant, full fuel tank, and operator.

EX Sigmadozer/SU.....	21270 kg	46,892 lb
EX PAT.....	23000 kg	50,706 lb
WX Sigmadozer.....	22960 kg	50,618 lb
WX PAT.....	23950 kg	52,801 lb
PX straight.....	22830 kg	50,331 lb
PX PAT.....	23570 kg	51,963 lb
PX Wide PAT.....	24460 kg	53,925 lb