

# KOMATSU®

## **D39EX-24** **D39PX-24**

*Tier 4 Final Engine*

### CRAWLER DOZER

# D39



Photos may include optional equipment.

#### **NET HORSEPOWER**

105 HP @ 2200 rpm  
78 kW @ 2200 rpm

#### **OPERATING WEIGHT**

D39EX-24: 21,891 lb 9930 kg  
D39PX-24: 22,817 lb 10350 kg

#### **BLADE CAPACITY**

Power Angle Tilt (PAT) Dozer:  
D39EX-24: 2.89 yd<sup>3</sup> 2.21 m<sup>3</sup>  
D39PX-24: 3.14 yd<sup>3</sup> 2.40 m<sup>3</sup>

# SPECIFICATIONS



## ENGINE

Model..... Komatsu SAA4D95LE-7\*  
 Type.....4-cycle, watercooled, direct injection  
 Aspiration..... Variable flow, turbocharged,  
 air-to-air aftercooled  
 Number of cylinders..... 4  
 Bore x stroke..... 95 mm x 115 mm **3.75" x 4.52"**  
 Piston displacement..... 3.26 ltr **199 in<sup>3</sup>**  
 Governor..... All-speed, electronic  
 Horsepower  
 SAE J1995.....Gross 79 kW **107 HP**  
 ISO 9249 / SAE J1349.....Net 78 kW **105 HP**  
 Rated rpm.....2200 rpm  
 Fan drive type.....Hydraulic  
 Lubrication system  
 Method.....Gear pump, force lubrication  
 Filter..... Full-flow

\*EPA Tier 4 Final emissions certified



## HYDROSTATIC TRANSMISSION

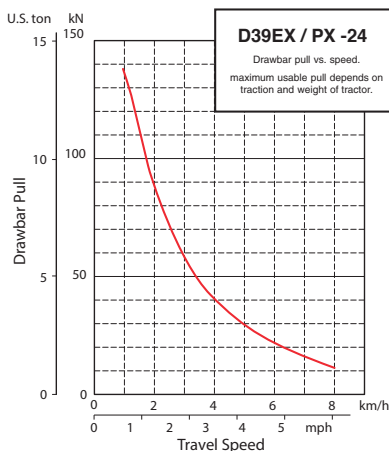
Dual-path, hydrostatic transmission provides infinite speed changes up to 8.5 km/h **5.3 mph**. The variable capacity travel motors allow the operator to select the optimum speed to match specific jobs. Travel control lock lever and neutral switch.

Travel speed (quick shift mode)*	Forward	Reverse
<b>1st</b>	0-3.4 km/h <b>0-2.1 mph</b>	0-4.1 km/h <b>0-2.5 mph</b>
<b>2nd</b>	0-5.6 km/h <b>0-3.5 mph</b>	0-6.5 km/h <b>0-4.0 mph</b>
<b>3rd</b>	0-8.5 km/h <b>0-5.3 mph</b>	0-8.5 km/h <b>0-5.3 mph</b>

Travel speed (variable mode)	Forward	Reverse
	0-8.5 km/h <b>0-5.3 mph</b>	0-8.5 km/h <b>0-5.3 mph</b>

\*Quick shift speeds are adjustable in the monitor.



## FINAL DRIVES

In-shoe mounted, axial-piston-type travel motors, with integrated two-stage planetary gear reduction. Compact, in-shoe mount reduces risk of damage by debris. Bolt-on sprocket ring with triple labyrinth seal design.



## STEERING SYSTEM

Palm Command Control System (PCCS) joystick control for all directional movements. Pushing the joystick forward results in forward machine travel, while pulling it back reverses the machine. Simply tilt the joystick to the left or right to make a turn. Tilting the joystick fully to the left or right activates counter-rotation.

Hydrostatic Transmission (HST) provides smooth, powerful turns. Fully electronic control enables smooth control that can be adjusted in the monitor. The PCCS utilizes shift buttons to increase and decrease speed.

Minimum turning radius\*

D39EX-24..... 2.2 m **87"**

D39PX-24..... 2.4 m **94"**

\*As measured by track marks on the ground at pivot turn.



## UNDERCARRIAGE

Suspension.....Rigid type  
 Track roller frame.....Monocoque, large section, durable construction  
 Rollers & idlers.....Lubricated track rollers

Sealed & lubricated track...Track tension easily adjusted w/grease gun

	D39EX-24	D39PX-24 Narrow	D39PX-24 Wide
Number of track rollers (each side)	6	6	6
Type of shoes (standard)	Single grouser	Single grouser	Single grouser
Number of shoes (each side)	39	39	39
Grouser height	mm in 47 <b>1.9"</b>	47 <b>1.9"</b>	47 <b>1.9"</b>
Shoe width (standard)	mm in 510 <b>20"</b>	635 <b>25"</b>	700 <b>27.5"</b>
Ground contact area	cm <sup>2</sup> 23919	29782	32970
	in <sup>2</sup> <b>3,708</b>	<b>4,616</b>	<b>5,110</b>
Ground pressure (with dozer, ROPS cab)	kPa 45.1	33.9	34.1
	kgf/cm <sup>2</sup> 0.46	0.35	0.31
	psi <b>5.88</b>	<b>4.94</b>	<b>4.46</b>
Track gauge	mm ft.in 1620 <b>5'4"</b>	1810 <b>5'11"</b>	1810 <b>5'11"</b>
Length of track on ground	mm ft.in 2345 <b>7'8"</b>	2345 <b>7'8"</b>	2345 <b>7'8"</b>



## SERVICE REFILL CAPACITIES

Coolant..... 34 ltr **9.0 U.S. gal**  
 Fuel tank..... 190 ltr **50.2 U.S. gal**  
 Engine oil..... 11 ltr **2.9 U.S. gal**  
 Hydraulic tank..... 64 ltr **17 U.S. gal**  
 Final drive (each side)..... 3.5 ltr **0.9 U.S. gal**  
 Diesel Exhaust Fluid (DEF) tank..... 10 ltr **2.6 U.S. gal**



## OPERATING WEIGHT (APPROXIMATE)

Tractor weight:

Including ROPS cab, U frame for power angle tilt dozer, rated capacity of lubricant, coolant, full fuel tank, operator, and standard equipment.

D39EX-24..... 8790 kg **19,379 lb**

D39PX-24.....9140 kg **20,150 lb**

Operating weight:

Including Power Angle Tilt dozer, ROPS cab, operator, standard equipment, rated capacity of lubricant, hydraulic control unit, coolant, and full fuel tank.

D39EX-24..... 9930 kg **21,819 lb**

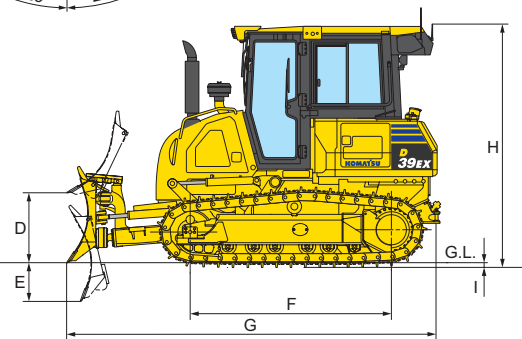
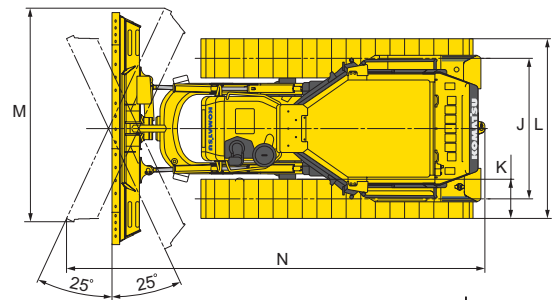
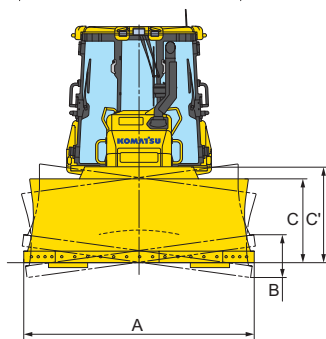
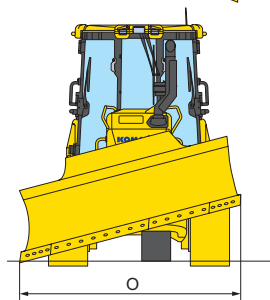
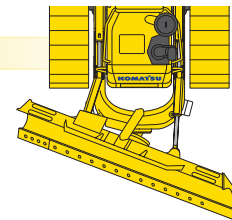
D39PX-24..... 10350 kg **22,817 lb**



## DIMENSIONS

	D39EX-24		D39PX-24	
A	2710 mm	<b>8'11"</b>	3250 mm	<b>10'8"</b>
B	365 mm	<b>1'2"</b>	440 mm	<b>1'5"</b>
C	980 mm	<b>3'3"</b>	910 mm	<b>3'</b>
C'	1120 mm	<b>3'8"</b>	1105 mm	<b>3'7"</b>
D	820 mm	<b>2'8"</b>	820 mm	<b>2'8"</b>
E	440 mm	<b>1'5"</b>	440 mm	<b>1'5"</b>
F	2345 mm	<b>7'8"</b>	2345 mm	<b>7'8"</b>
G	4385 mm	<b>14'5"</b>	4385 mm	<b>14'5"</b>
H	2850 mm	<b>9'4"</b>	2850 mm	<b>9'4"</b>
I	47 mm	<b>1.9"</b>	47 mm	<b>1.9"</b>
J	1620 mm	<b>5'4"</b>	1810 mm	<b>5'11"</b>
K	460 mm	<b>1'6"</b>	635 mm	<b>2'1"</b>
L	2080 mm	<b>6'10"</b>	2445 mm	<b>8'2"</b>
M	2495 mm	<b>8'2"</b>	2990 mm	<b>9'10"</b>
N	4910 mm	<b>16'1"</b>	5020 mm	<b>16'6"</b>
O	2475 mm	<b>8'1"</b>	2940 mm	<b>9'8"</b>

Ground clearance ..... 390 mm **15"**



## HYDRAULIC SYSTEM

Closed-Center Load Sensing System (CLSS) designed for precise and responsive control, and for efficient simultaneous operation.

Hydraulic control unit:

All spool control valves externally mounted remote to the hydraulic tank. Piston-type hydraulic pump with capacity (discharge flow) of 99 ltr/min **26.2 U.S. gal/min** at rated engine rpm.

Relief valve setting ..... 27.4 MPa 280 kg/cm<sup>2</sup> **3,974 psi**

Hydraulic cylinders..... Double-acting, piston type

Hydraulic oil capacity (refill):

Power angle tilt dozer ..... 64 ltr **17 U.S. gal**

Control valves:

3-spool control valve for Power Angle Tilt dozer

Positions:

Blade lift ..... Raise, hold, lower, and float

Blade tilt ..... Right, hold, and left

Blade angle ..... Right, hold, and left

Additional control valve required for ripper

Positions:

Ripper lift.....Raise, hold, and lower

	Number of cylinders	Bore
Blade lift	2	75 mm <b>3"</b>
Blade tilt	1	90 mm <b>3.5"</b>
Blade angle	2	80 mm <b>3.2"</b>



## DOZER EQUIPMENT

	Overall Length With Dozer* mm ft.in	Blade Capacity m <sup>3</sup> yd <sup>3</sup>	Blade Width x Height mm ft.in	Max. Lift Above Ground mm ft.in	Max. Drop Below Ground mm ft.in	Max. Tilt Adjustment mm ft.in	Blade Angle
<b>D39EX-24</b>	4385 mm	2.21 m <sup>3</sup>	2710 mm x 980 mm	820 mm	440 mm	385 mm	25°
Standard Blade	<b>14'5"</b>	<b>2.89 yd<sup>3</sup></b>	<b>8'11" x 3'3"</b>	<b>2'8"</b>	<b>1'5"</b>	<b>1'3"</b>	
<b>D39PX-24</b>	4385 mm	2.40 m <sup>3</sup>	3250 mm x 910 mm	820 mm	440 mm	440 mm	25°
Standard Blade	<b>14'5"</b>	<b>3.14 yd<sup>3</sup></b>	<b>10'8" x 3'</b>	<b>2'8"</b>	<b>1'5"</b>	<b>1'5"</b>	
<b>D39PX-24</b>	4385 mm	2.22 m <sup>3</sup>	2980 mm x 910 mm	820 mm	440 mm	405 mm	25°
Narrow Blade	<b>14'5"</b>	<b>2.90 yd<sup>3</sup></b>	<b>9'9" x 3'</b>	<b>2'8"</b>	<b>1'5"</b>	<b>1'4"</b>	

Blade capacities are based on the SAE recommended practice J1265. Use of high-tensile-strength steel in moldboard for strengthened blade construction.

\* Including hitch