

E20 — SPECIFICATIONS

E20

WEIGHTS

Operating weight with canopy	1930 kg
Operating weight with cab	2019 kg
Ground pressure	31.1 kPa

ENGINE

Make / model	Kubota / D722-E2B-BCZ-7
Fuel/Cooling	Diesel/Liquid
Number of cylinders	3
Displacement	0.7 L
Maximum NET power (ISO 9249)	9.9 kW
Maximum NET torque (ISO 9249)	42.3 Nm

PERFORMANCE

Digging force, standard dipperstick (ISO 6015)	10371 N
Digging force, long dipperstick (ISO 6015)	9279 N
Digging force, bucket (ISO 6015)	20835 N
Drawbar pull	19302 N
Travel speed, low range	2.5 km/h
Travel speed, high range	4.0 km/h

HYDRAULIC SYSTEM

Pump type	Dual piston pump with gear pump
Pump capacity	41.3 L/min
Pump 1 capacity at 2500 RPM	11.3 L/min
Pump 2 and 3 capacity at 2500 RPM	15 L/min
Auxiliary flow	30 L/min
Auxiliary relief	180.0 bar

SLEW SYSTEM

Boom swing, left	80°
Boom swing, right	60°
Slew rate	8.4 RPM

FLUID CAPACITIES

Cooling system	3.3 L
Engine lubrication plus oil filter	3.3 L
Fuel reservoir	19.0 L
Hydraulic system	19.0 L

ENVIRONMENTAL

Noise level LpA (EU Directive 2006/42/EC)	82 dB(A)
Noise level LWA (EU Directive 2000/14/EC)	93 dB(A)
Whole body vibration (ISO 2631-1)	0.73 ms ⁻²
Hand-arm vibration (ISO 5349-1)	1.57 ms ⁻²
Hand-arm vibration (ISO 5349-1) Uncertainty	0.37 ms ⁻²

STANDARD FEATURES

TOPS/ROPS/FOPS* canopy	Retractable seat belt
Hydraulically retractable undercarriage from 1360 to 980 mm	Two-speed travel
Heavy Counterweight	Upperstructure four point tie down
980 mm dozer blade with two 190 mm blade extensions	Engine with auto shutdown Full fuel warning alarm Work light
230 mm rubber track	Battery kill switch
Double acting auxiliary hydraulics with quick couplers	Cupholders
Control console locks	Warranty: 12 months or 2000 hours
Horn	
Hydraulic joystick controls	
Hydraulic and Travel Control Lockouts	
Foldable and ergonomic pedals	

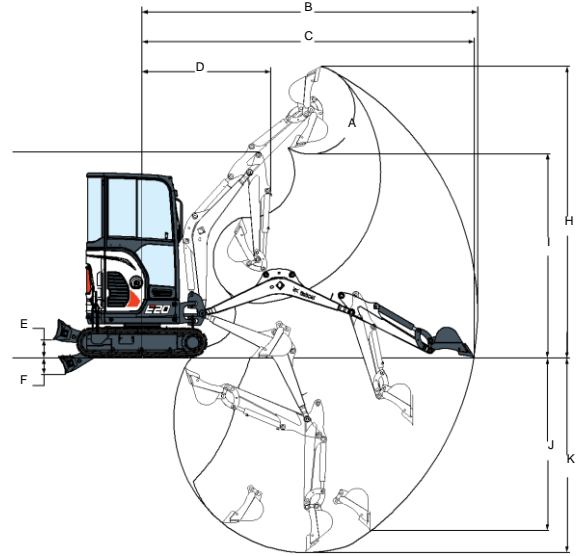
* (1) Tip Over Protective Structure (TOPS) — Meets requirements of ISO 12117. (2) Roll Over Protective Structure (ROPS) — Meets requirements of ISO 3471. (3) Falling Object Protective Structure (FOPS) — Meets requirements of ISO 3449.

OPTIONS

TOPS/ROPS cab with heater	Keyless start
AM/FM MP3 stereo radio	Travel motion alarm
Cab/canopy light kit	2nd Auxiliary hydraulics
Clamp ready long dipperstick	Auxiliary hydraulic line on dipperstick
Long dozer blade	Hydraulic clamp
Comfort package	Klanc and Lehnhoff couplers
- Fingertip auxiliary and offset hydraulic control with selectable auxiliary hydraulic flow	Boom Load Holding Valve
- Auto Shift Drive Motors	Object handling certified
- Superior seat with high back (Canopy)	
- Deluxe textile suspension seat (Cab)	

WORKING RANGE

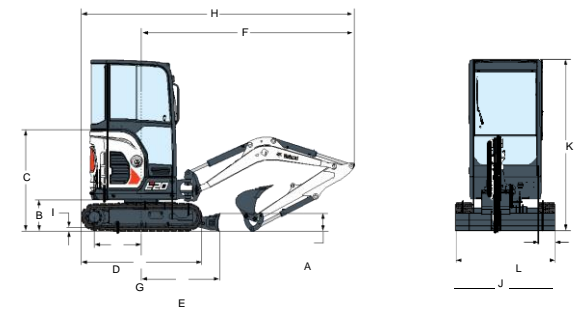
std./long dipperstick* — std./long dozer blade**



E20		E20	
A	196°	F**	254 mm
B	4134 mm	G	2564 mm
B*	4307 mm	H	3573 mm
C	4089 mm	H*	3701 mm
C*	4264 mm	I	2566 mm
D	1592 mm	I*	2693 mm
D*	1611 mm	J	1948 mm
E	220 mm	J*	2115 mm
E**	300 mm	K	2385 mm
F	204 mm	K*	2565 mm

DIMENSIONS

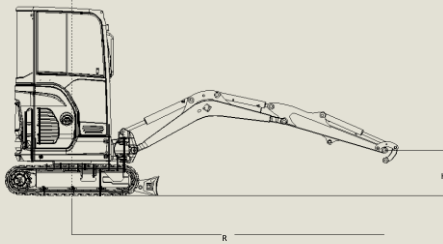
std./long dipperstick* — std./long dozer blade**



E20		E20	
A	235 mm	I	25 mm
B	419 mm	J	1360 mm > 980 mm
C	1138 mm	K	2299 mm
D	1258 mm	L	230 mm E
	1045 mm	M	433 mm
E**	1252 mm	N	589 mm F
	2882 mm	O	1154 mm
F*	2862 mm	P	1009 mm
G	1620 mm	Q	1801 mm
H	3688 mm	R	1645 mm
H*			3669 mm

E20 — LIFT CAPACITIES

Picking up and placing heavy items is easy with the E20. E20 stability is comparable to that of best-in-class conventional machines on the market. In addition, these machines now come with an optional certified 'object handling device', which consists of: boom load holding valve, dipperstick load holding valve, hooking device and overload warning device.



E20 - RATED LIFT CAPACITY (Canopy, Standard dipperstick, Long blade)

LIFT POINT HEIGHT [H]	LIFT RADIUS [R]		LIFT @ max radius [R]	LIFT RADIUS [R]		LIFT @ max radius [R]	LIFT RADIUS [R]		LIFT @ max radius [R]	LIFT RADIUS [R]		LIFT @ max radius [R]
	2000 mm	3000 mm		2000 mm	3000 mm		2000 mm	3000 mm		2000 mm	3000 mm	
2000 mm		*403 kg	*422 kg @ 3225 mm		311 kg	227 kg @ 3225 mm		305 kg	270 kg @ 3225 mm		192 kg	158 kg @ 3225 mm
1000 mm	*646 kg	*469 kg	*402 kg @ 3583 mm	*646 kg	306 kg	227 kg @ 3583 mm	*646 kg	301 kg	223 kg @ 3583 mm	331 kg	175 kg	126 kg @ 3583 mm
Ground	*932 kg	*508 kg	*380 kg @ 3565 mm	526 kg	297 kg	224 kg @ 3565 mm	509 kg	289 kg	222 kg @ 3565 mm	281 kg	164 kg	124 kg @ 3565 mm
-1000 mm	*769 kg	*418 kg	*368 kg @ 3162 mm	546 kg	297 kg	261 kg @ 3162 mm	516 kg	294 kg	260 kg @ 3162 mm	286 kg	168 kg	145 kg @ 3162 mm

E20 - RATED LIFT CAPACITY (Cab, Long dipperstick, Long blade)

LIFT POINT HEIGHT [H]	LIFT RADIUS [R]		LIFT @ max radius [R]	LIFT RADIUS [R]		LIFT @ max radius [R]	LIFT RADIUS [R]		LIFT @ max radius [R]	LIFT RADIUS [R]		LIFT @ max radius [R]
	2000 mm	3000 mm		2000 mm	3000 mm		2000 mm	3000 mm		2000 mm	3000 mm	
2000 mm		*341 kg	*380 kg @ 3422 mm		*341 kg	274 kg @ 3422 mm		*341 kg	272 kg @ 3422 mm		205 kg	165 kg @ 3422 mm
1000 mm	*532 kg	*423 kg	*372 kg @ 3758 mm	*532 kg	321 kg	233 kg @ 3758 mm	*532 kg	316 kg	229 kg @ 3758 mm	348 kg	189 kg	135 kg @ 3758 mm
Ground	*952 kg	*498 kg	*364 kg @ 3741 mm	552 kg	315 kg	230 kg @ 3741 mm	535 kg	306 kg	227 kg @ 3741 mm	304 kg	180 kg	133 kg @ 3741 mm
-1000 mm	*835 kg	*453 kg	*351 kg @ 3365 mm	577 kg	316 kg	263 kg @ 3365 mm	545 kg	313 kg	262 kg @ 3365 mm	313 kg	186 kg	154 kg @ 3365 mm

* Rated hydraulic lift capacity
The lifting capacities are based on ISO 10567 and do not exceed 75 % of the static tilt load of the machine or 87 % of the hydraulic lifting capacity of the machine. The lifting capacities exclude a standard bucket.

Specifications and design are subject to change without notice. Pictures of Bobcat products may show other than standard equipment.



Bobcat



®