




COMPACT EXCAVATORS
E62



E62 – SPECIFICATIONS

Weights

Operating weight (MARK)	6130 kg
Additional weight for steel tracks	30 kg
Additional weight for long dipperstick	23 kg
Ground pressure with rubber tracks	34.40 kPa

Engine

Make / model	Yanmar / 4TNV94L-ZXSDB
Fuel	Diesel
Number of cylinders	4
Displacement	3054 cm ³
Maximum net torque at 1400 RPM (SAE J1995)	206.0 Nm

Performance

Digging force, dipperstick (ISO 6015)	29300 N
Digging force, long dipperstick (ISO 6015)	26200 N
Digging force, bucket (ISO 6015)	44100 N
Drawbar pull	56000 N
Travel speed, low range	2.7 km/h
Travel speed, high range	4.4 km/h

Hydraulic System

Pump type	One engine-driven tandem axial piston pump
Pump capacity	132.00 L/min
Auxiliary flow	85.00 L/min
System relief pressure for auxiliary circuits	210.00 bar

Slew System

Boom swing, left	70°
Boom swing, right	50°
Slew rate	9.6 RPM

Fluid Capacities

Cooling system	10.00 L
Engine lubrication plus oil filter	10.20 L
Fuel reservoir	78.00 L
Hydraulic system	111.00 L

Environmental

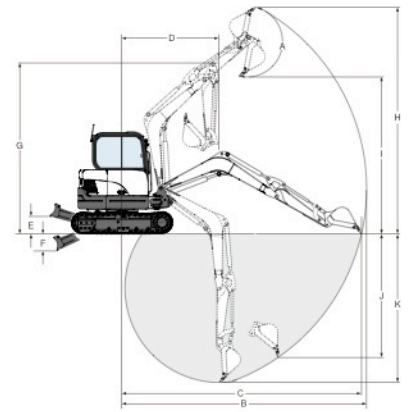
Noise level LpA(EU Directive 2000/14/EC)	73 dB(A)
Noise level LWA(EU Directive 2000/14/EC)	97 dB(A)
Whole body vibration (ISO 2631-1)	0.35 ms ⁻²
Hand-arm vibration (ISO 5349-1)	0.94 ms ⁻²

Standard Features

1980 mm dozer blade	TOPS/ROPS cab ¹
400 mm rubber track	Boom & arm safety valves
5.7 inch LCD screen	Harness for rotating beacon
Engine/hydraulic monitor with shutdown	Fully adjustable air conditioning
Fingertip auxiliary hydraulic control	Overload warning device
Control console locks	Sun visor
Hydraulic joystick controls	Left rear view mirror
Two-speed travel	Electric refueling pump
Lockable storage compartment	Auto idle
Horn	Auto shift travel
Work lights	Auxiliary hydraulics
Retractable seat belt	Auxiliary line on arm with quick couplers
Suspension seat with high back	Second auxiliary hydraulic line (Rotation piping)
Consoles with forwards/backwards adjustable displacement	Warranty: 12 months, 2000 hours (whichever occurs first)

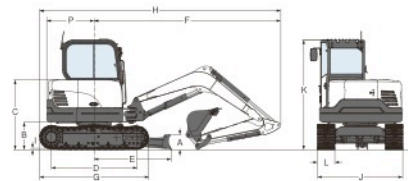
1. Tip Over Protective Structure (TOPS) – Meets requirements of ISO 12117

Working Range



(A)	179°	(G)	4381.0 mm
(B)	6230.0 mm	(H)	5785.0 mm
(C)	6100.0 mm	(H*)	6005.0 mm
(C*)	6400.0 mm	(I)	4045.0 mm
(D)	2530.0 mm	(I*)	4260.0 mm
(D*)	2645.0 mm	(J)	3125.0 mm
(E)	460.0 mm	(K)	3815.0 mm
(F)	440.0 mm	(K*)	4115.0 mm

Dimensions



(A)	410.0 mm	(I)	21.0 mm
(B)	635.0 mm	(J)	1980.0 mm
(C)	1620.0 mm	(K)	2550.0 mm
(D)	1990.0 mm	(L)	400.0 mm
(E)	1870.0 mm	(M)	605.0 mm
(F)	4400.0 mm	(N)	829.0 mm
(G)	2500.0 mm	(O)	2530.0 mm
(H)	5670.0 mm	(P)	1100.0 mm
(H*)	5669.0 mm	(Q)	2147.0 mm

Options

Steel tracks	Third auxiliary hydraulic line (Clamshell Piping)
2nd Auxiliary hydraulics	Long dipperstick



Doosan Benelux S.A./N.V.
 Drève Richelle167
 1410 Waterloo
 Tel.: +32 2 371 68 11 Fax: +32 2 371 69 00



Bobcat®

www.bobcat.eu