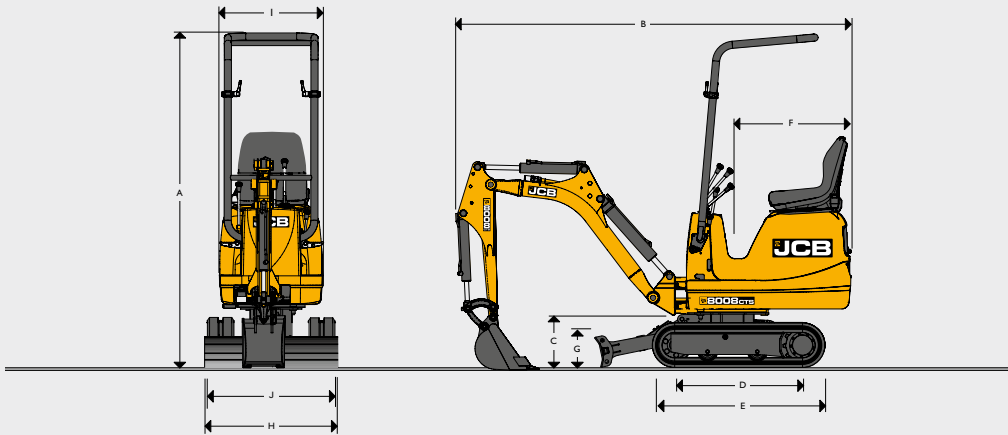


## STATIC DIMENSIONS



Machine model		8008	8010	
Dipper	mm	880	800	950
A Overall height (trans pos)	mm	2310	2295	2295
B Overall length (trans pos)	mm	2682	2957	3000
C Kingpost clearance	mm	356	345	345
D Sprocket idler centres	mm	865	930	930
E Undercarriage length	mm	1165	1230	1230
F Tailswing	mm	800	900	900
G Dozer height	mm	200	200	200
H Dozer width (retracted)	mm	700	700	700
Dozer width (extended)	mm	900	1000	1000
I Superstructure width	mm	695	695	695
J Width over tracks (retracted)	mm	700	700	700
Width over tracks (extended)	mm	865	1000	1000
Max bucket tearout	kN	9.3	10.8	10.8
Max dipper tearout	kN	4.6	8.34	7.02
Travel speed	kph	1.8	2	2
Drawbar pull	kN	7.75	9	9
Slew speed	rpm	7	8	8

## ENGINE

Machine model		8008	8010
Model		403D-07	403D-11
Rated power		ISO 14396 (SAE J1995 – Gross)	
Gross power	kW @ 1800 rpm	9.0	13.8
Gross torque	Nm @ 1800 rpm	46	65
Displacement	cc	762	1131
Gradeability	degrees	35	35
Starter motor	kW	1.2	1.4
Alternator	amp	15	15

## UNDERCARRIAGE

Machine model		8008	8010
No of bottom rollers		2	3
Track width	mm	180	
Ground bearing pressure	Kg/ cm <sup>2</sup>	0.23	
Ground clearance	mm	130	150
Track tensioning		Grease	Grease

## HYDRAULIC SYSTEM

Machine model		8008	8010
Pump		2 section gear	3 section gear
Nominal output	lpm	11.2 x 2	12 x 2
Excavator/track main relief	bar	170	180
Slew main relief	bar	90	95
Auxiliary hydraulic flow	ltr	22.4	24

## WEIGHTS

Machine model		8008	8010
Operating weight*	kg	950	1110
Transport weight with 2 post TOPS	kg	875	1028
2 post TOPS weigh	kg	35	66

\*Operating weight to ISO 6016 including 2 post TOPS frame, rubber tracks, standard dipper, standard dozer, 300mm bucket, full tanks and a 75kg operator.

## SERVICE CAPACITIES

Machine model		8008	8010
Water system capacity	ltr	2.6	5
Fuel tank capacity	ltr	11.5	
Engine oil capacity	ltr	3.0	4.4
Hydraulic system capacity	ltr	21	
Hydraulic tank capacity	ltr	16	

## STANDARD EQUIPMENT

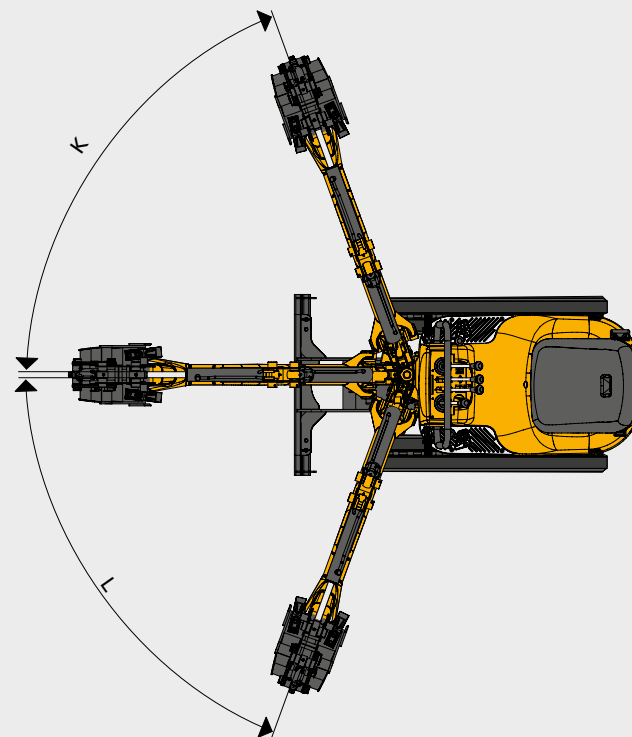
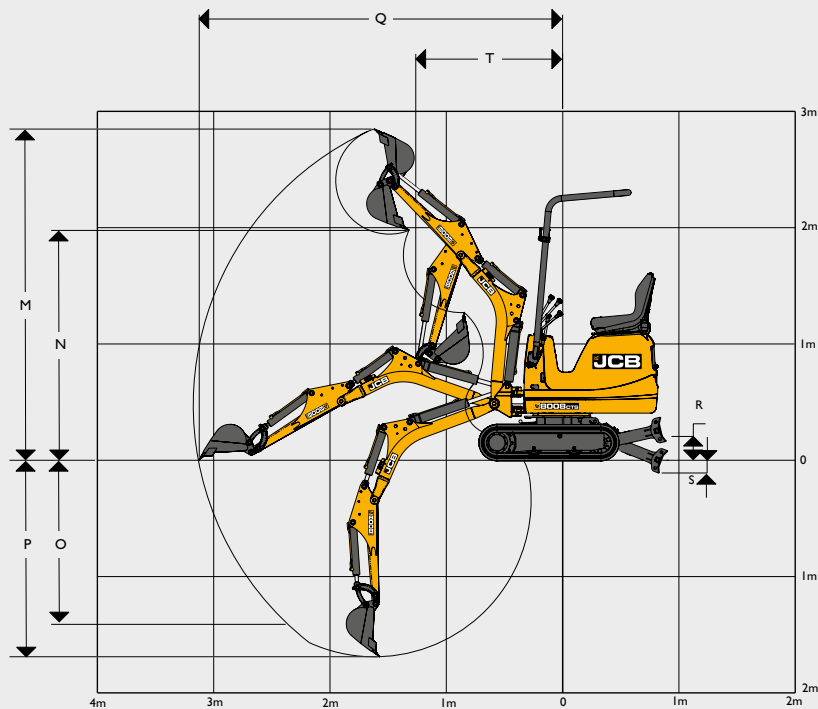
Full audible systems, Slew travel lock, Rubber tracks. Extending undercarriage, ISO Pattern Controls, Vinyl static seat, 800mm dipper (8010), 880mm dipper (8008), Boom offset, Dozer blade.

## OPTIONAL EQUIPMENT

TOPS\* certified frame, Front handrail, Toolkit, Double acting pipework, Boom worklight, 950mm Dipper (8010 only), Boom worklight. General purpose buckets 160mm to 410mm (8008), 160mm to 600mm (8010), Ditching/Grading buckets 700mm (8008) 760mm and 900mm (8010), JCB Breaker HM60, Earthdrills.

\*Please note TOPS frame maybe a legal requirement in your territory.

WORKING RANGE



Machine model			8008	8010	
	Dipper	mm	880	800	950
K	Boom swing right	degrees	70	70	70
L	Boom swing left	degrees	70	70	70
M	Max dig height	mm	2840	2600	2700
N	Max dump height	mm	1980	1790	1895
O	Max vertical dig depth	mm	1480	1613	1763
P	Max dig depth-dozer up	mm	1690	1915	2065
	Max dig depth-dozer down	mm	-	2000	2150
Q	Max ground level reach	mm	3110	3090	3190
	Bucket rotation	degrees	191°	201°	201°
R	Dozer cut above ground	mm	200	156	156
S	Dozer cut below ground	mm	110	169	169
T	Min. slew radius	mm	1240	1090	1110









**ONE COMPANY, OVER 300 MACHINES.**

Your nearest JCB dealer

**Micro Excavators 8008/8010 CTS**

Operating weight: 950kg/1110kg Net engine power: 9.0kW/13.8kW

JCB Sales Limited, Rokester, Staffordshire, United Kingdom ST14 5JP.

Tel: +44 (0)1889 590312 Email: [salesinfo@jcb.com](mailto:salesinfo@jcb.com)

Download the very latest information on this product range at: [www.jcb.com](http://www.jcb.com)

©2009 JCB Sales. All rights reserved. No part of this publication may be reproduced, stored in a retrieval system, or transmitted in any form or by any other means, electronic, mechanical, photocopying or otherwise, without prior permission from JCB Sales. All references in this publication to operating weights, sizes, capacities and other performance measurements are provided for guidance only and may vary dependant upon the exact specification of machine. They should not therefore be relied upon in relation to suitability for a particular application. Guidance and advice should always be sought from your JCB Dealer. JCB reserves the right to change specifications without notice. Illustrations and specifications shown may include optional equipment and accessories. All images are correct at time of print. The JCB logo is a registered trademark of J.C. Bamford Excavators Ltd.

