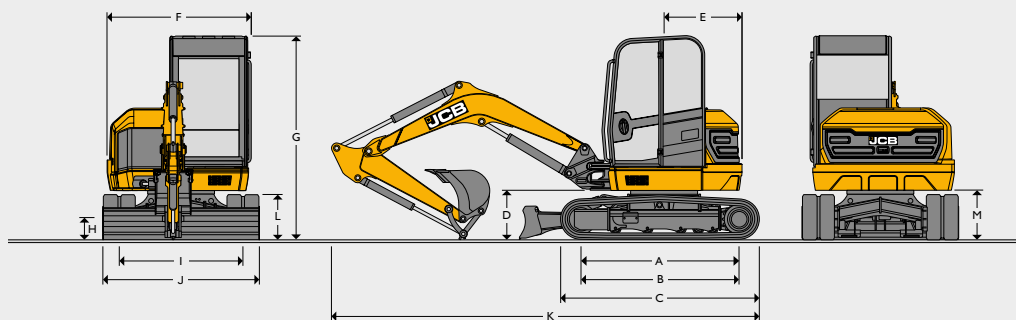


STATIC DIMENSIONS



| Machine model | 48Z-I | 51R-I | 55Z-I | 57C-I | |
|---|-------|-------|-------|-------|------|
| A Sprocket idler centres | mm | | 1985 | | |
| B Track length on ground | mm | | 1985 | | |
| C Undercarriage overall length – rubber | mm | | 2490 | | |
| Undercarriage overall length – steel | mm | | 2490 | | |
| D Kingpost clearance | mm | | 631 | | |
| E Tailswing radius | mm | 975 | 1030 | 1000 | 1300 |
| F Overall width of superstructure | mm | 1820 | 1850 | 1845 | |
| G Height over cab | mm | 2551 | | 2561 | |
| H Ground clearance | mm | 300 | | | |
| I Track gauge | mm | 1550 | | | |
| J Width over tracks | mm | 1950 | | | |
| K Transport length with standard dipper | mm | 5353 | 5349 | 5518 | 5495 |
| L Track height | mm | 560 | | | |
| M Counterweight clearance | mm | 618 | | | |

ENGINE

| Machine model | Standard | | Optional | |
|------------------------|----------------------------|------------------|----------------------------|------------|
| | 48Z-I, 51R-I, 55Z-I, 57C-I | | 48Z-I, 51R-I, 55Z-I, 57C-I | |
| Model | Stage 3A 404D-22 | | Tier 4 Final KDI 1903 | |
| Fuel | Diesel | | | |
| Cooling | Water cooled | | | |
| Gross power ISO 14396 | kW | 35.7 (@ 2600rpm) | 36 (@ 2200rpm) | |
| Net power | kW | 33.1 (@ 2600rpm) | 33.4 (@ 2200rpm) | |
| Gross torque ISO 14396 | Nm | 143 (@ 1800rpm) | 225 (@ 1500rpm) | |
| Displacement | cc | 2179 | | 1903 |
| Gradeability | degrees | 35 | | 30 |
| Starter motor | kW | 2 | | 2 |
| Battery | volt / amps | 12V / 75Ah | | 12V / 75Ah |
| Alternator | amps (Air con) | 85 | | 100 |

UNDERCARRIAGE

| Machine model | 48Z-I | 51R-I | 55Z-I | 57C-I | |
|--|--------------------|-------|-------|-------|------|
| No of top rollers | 1 | | | | |
| No of bottom rollers | 4 | | | | |
| Track width rubber (STD) | mm | | 400 | | |
| Track width steel | mm | | 400 | | |
| Ground bearing pressure (400mm tracks) | kg/cm ² | 0.30 | 0.32 | 0.35 | 0.36 |
| Ground bearing pressure (550mm tracks) | kg/cm ² | 0.22 | 0.23 | 0.25 | 0.26 |
| Track tensioning | Grease | | | | |
| Travel speed – low | kph | 3 | | | |
| Travel speed – high | kph | 4.6 | | | |
| Tractive effort | kN | 35.7 | 36.5 | 38.1 | 40 |

HYDRAULIC SYSTEM

| Machine model | 48Z-I | 51R-I | 55Z-I | 57C-I | |
|--------------------------------------|--------|-------|-------|-------|-----|
| Pump | cc | | 63 | | |
| Nominal output @ 2000rpm | lpm | | 126 | | |
| Excavator/track main relief pressure | bar | | 240 | | 265 |
| Slew main relief pressure | bar | | 216 | | |
| Auxiliary hydraulic pressure (Low) | bar | | 190 | | |
| Auxiliary hydraulic pressure (High) | bar | | 190 | | |
| Auxiliary hydraulic flow (Low) | lpm | | 40 | | |
| Auxiliary hydraulic flow (High) | lpm | | 90 | | |
| Hydraulic pump | Piston | | | | |

WEIGHTS

| Machine model | 48Z-I | 51R-I | 55Z-I | 57C-I | |
|--|-------|--------|-------|-------|------|
| Operating weight* (400mm rubber tracks) | kg | 4792 | 5112 | 5366 | 5483 |
| Shipping** weight (400mm rubber tracks) | kg | 4662 | 4982 | 5236 | 5353 |
| With FOGs guard – stage 1 | kg | + 16 | | | |
| Aircon (includes FOGS guard-stage 1) | kg | + 61 | | + 66 | |
| With steel tracks (400mm) | kg | + 154 | | | |
| With steel tracks (550mm) | kg | + 276 | | | |
| With Geo grip tracks (400mm) | kg | + 176 | | | |
| With 4 way dozer | kg | + 219 | | | |
| Hydraulic quickhitch installation weight | kg | + 72.5 | | | |

* Operating weight to ISO 6016 including cab, rubber tracks, standard dipper, 600mm bucket, full tanks and a 75kg operator.

** Shipping weight to ISO 6016 is mass of the base machine without an operator, with the fuel level at 10% of tank capacity.

SERVICE CAPACITIES

| Machine model | 48z-1 | 51R-1 | 55z-1 | 57c-1 |
|------------------|---------------------------------------|-------|---------|-------|
| Fuel tank | ltr 76 | | | |
| Engine coolant | ltr Stage 3A: 12 / Tier 4: 9.2 | | | |
| Engine oil | ltr Stage 3A: 9.1 max / Tier 4: 8 max | | | |
| Hydraulic system | ltr 100 | | ltr 112 | |
| Hydraulic tank | ltr 55 | | ltr 62 | |

OPERATOR ENVIRONMENT

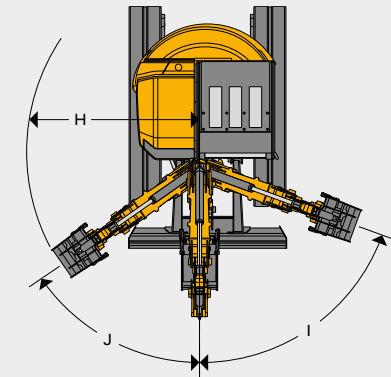
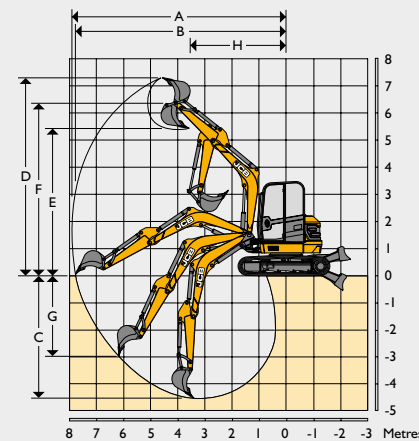
| Machine model | 48z-1 | 51R-1 | 55z-1 | 57c-1 |
|---|-------|-------|-------|-------|
| Cab/canopy height | mm | 2551 | 2561 | |
| Cab/canopy height with FOGS guard LEVEL I | mm | 2575 | 2585 | |
| Cab/canopy length | mm | 1291 | 1491 | |
| Cab/canopy width | mm | 1020 | | |
| Door aperture width | mm | 552 | 595 | |

STANDARD EQUIPMENT

Fully glazed ROPS & TOPS certified cab with programmable Intermittent wiper with wash/wipe, 3 speed heater/demister with 4 adjustable air vents, Colour LCD display, Digital clock, Internal lockable toolbox, Cup holder, Coat hook, stowage net, 12v accessory socket, Interior light, Full audio/visual warning systems, Auto idle throttle, Below idle system, one touch idle, 4 power bands(light, eco, heavy & heavy plus), ISO servo controls with electro-hydraulic dozer lever, Electro-proportional thumb controlled high flow single acting auxiliary, 10 selectable auxiliary flow rates, Joystick mounted hammer switch, Neutral start, Full control isolation, "2GO" hydraulic isolation, Midback suspension seat, removable floormat, Beacon ready kit, Two speed tracking, Auto-kickdown track motors, 400mm short pitch rubber tracks, Double element air cleaner, Heavy-duty alternator, Heavy-duty battery, Hydraulic slew braking with disc type park brake, ORFS hydraulics, Colour coded hydraulic hoses, 500 hour dig end greasing intervals, Heavy duty boom cylinder guard, Protected boom worklight, Quick release auxiliary couplers, 100% steel bodywork, dedicated tie down and lifting points, JCB Livelink, CESAR datatag (UK only).

OPTIONAL EQUIPMENT

Air-conditioning with 8 adjustable air vents, Adjustable sunblind, FOPS guard stage I, 400mm or 550mm steel tracks, 400mm Geo GripRoad Liner tracks, Fan guards, Battery isolator (standard for EU), High back seat or deluxe heated high back air-suspension seat, Radio installation, Electro-proportional thumb controlled low flow auxiliary, Hose burst check valve lifting kit (dozer, boom & dipper), Bucket-to-grab change over valve, Mechanical quickhitch, Hydraulic quickhitch, Hydraulic quickhitch ready pipework, General purpose digging eco buckets, Ditch/grading eco buckets, Hydraulic hammers, Rotating/strobe beacon, Travel alarm, Toolkit, Greasegun & cartridge, Fire extinguisher, Exterior cab mounted mirrors, Interior mirror, Electric refuelling pump, JCB Immobiliser (Unique key or keypad system), Dozer float, 4-way angled dozer blade, Dual pattern controls (ISO/SAE change-over), Thumb ready dipper, Special paint options, LED or Halogen worklights (either, with follow me home function), ROPS & TOPS certified canopy, Tilt rotate ready installation, Media socket, Radio ready kit, Worklight guards (cab), Dipper/crowd Ram guards, Rearview camera, Rearview angled mirror, JCB impact protection front screen, Bushed kingpost, Electronic single-double acting change over valve.
















WORKING RANGE

| | | 48z-1 | 51R-1 | 55z-1 | 57c-1 |
|---------------------------------------|---------|-------|-------|-------|-------|
| Dipper length | mm | 1450 | 1570 | | 1820 |
| Boom length | mm | 2700 | | 2866 | |
| A Max digging reach | mm | 5846 | 5962 | 6119 | 6260 |
| B Max digging reach on ground | mm | 5714 | 5832 | 5995 | 6144 |
| C Max digging depth – dozer up | mm | 3327 | 3447 | 3606 | 3856 |
| Max digging depth – dozer down | mm | 3532 | 3652 | 3843 | 4077 |
| D Max digging height | mm | 5387 | 5473 | 5664 | 5846 |
| E Max dump height | mm | 4001 | 4088 | 4274 | 4456 |
| F Max height to dipper nose pivot pin | mm | 4679 | 4764 | 4970 | 5152 |
| G Max vertical wallcut depth | mm | 1971 | 2069 | 2052 | 2254 |
| H Min front swing radius (no offset) | mm | 2599 | 2631 | 2641 | 2608 |
| Min front swing radius (fully offset) | mm | 2123 | 2151 | 2160 | 2155 |
| I Boom swing left | degrees | 70 | | | |
| J Boom swing right | degrees | 55 | | | |
| Bucket rotation | degrees | 181 | | | |
| Dipper rotation | degrees | 121 | | | |
| Bucket tearout | kN | 38 | | 42 | |
| Dipper tearout | kN | 22 | 21 | 29 | 26 |
| Slew speed | rpm | 8.3 | | | |
















DOZER

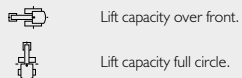
| Machine model | 48z-1 | 51R-1 | 55z-1 | 57c-1 | |
|-------------------------|---------|-------|-------|-------|--|
| Dozer length | mm | 1141 | | | |
| Max height above ground | mm | 433 | | | |
| Dig depth below ground | mm | 464 | | | |
| Approach angle | degrees | 31 | | | |
| Width | mm | 1962 | | | |
| Height | mm | 400 | | | |

LIFT CAPACITIES – 400MM RUBBER TRACKS, 2700MM BOOM, 1450MM DIPPER, NO BUCKET. 48Z-I

| Load Point | 2.0m | | | 3.0m | | | 4.0m | | | 5.0m | | | Capacity at maximum reach | | | |
|------------|---|---|---|---|---|---|--|---|---|---|---|---|---|---|---|----------|
| |  |  |  |  |  |  |  |  |  |  |  |  |  |  |  | Distance |
| Height | Dozer Up | Dozer Down | Over Side | Dozer Up | Dozer Down | Over Side | Dozer Up | Dozer Down | Over Side | Dozer Up | Dozer Down | Over Side | Dozer Up | Dozer Down | Over Side | Distance |
| m | kg | kg | kg | kg | kg | kg | kg | kg | kg | kg | kg | kg | kg | kg | kg | m |
| 4.0 | | | | | | | | | | | | | 842* | 842* | 606 | 3.88 |
| 3.5 | | | | | | | 852 | 959* | 582 | | | | 739 | 784* | 501 | 4.3 |
| 3.0 | | | | 1190* | 1190* | 922 | 847 | 964* | 577 | | | | 651 | 777* | 438 | 4.6 |
| 2.5 | | | | 1321 | 1442* | 873 | 832 | 1016* | 564 | | | | 594 | 747* | 396 | 4.82 |
| 2.0 | | | | 1260 | 1719* | 820 | 812 | 1098* | 546 | | | | 556 | 706* | 367 | 4.97 |
| 1.5 | | | | 1208 | 1949* | 775 | 790 | 1192* | 525 | 544 | 899* | 357 | 536 | 761* | 352 | 5.04 |
| 1.0 | | | | 1174 | 2085* | 744 | 768 | 1280* | 505 | 536 | 1009* | 350 | 526 | 751* | 343 | 5.06 |
| 0.5 | | | | 1155 | 2125* | 727 | 750 | 1347* | 489 | 530 | 883* | 345 | 529 | 812* | 344 | 5.01 |
| 0.0 | | | | 1148 | 2084* | 721 | 738 | 1379* | 477 | | | | 544 | 866* | 353 | 4.9 |
| -0.5 | 1975* | 1975* | 1415 | 1150 | 1965* | 723 | 731 | 1365* | 471 | | | | 574 | 922* | 373 | 4.72 |
| -1.0 | 2493 | 2824* | 1425 | 1161 | 1756* | 733 | 732 | 1288* | 472 | | | | 628 | 992* | 408 | 4.46 |
| -1.5 | 2517 | 2907* | 1444 | 1184 | 1400* | 753 | 743 | 1090* | 483 | | | | 720 | 1009* | 469 | 4.1 |
| -2.0 | 2269* | 2269* | 1476 | | | | | | | | | | 898 | 958* | 585 | 3.59 |
| -2.5 | | | | | | | | | | | | | 754* | 754* | 754* | 2.83 |
| -3.0 | | | | | | | | | | | | | | | | |
















LIFT CAPACITIES – 400MM RUBBER TRACKS, 2700MM BOOM, 1570MM DIPPER, NO BUCKET. 51R-I

| Load Point | 2.0m | | | 3.0m | | | 4.0m | | | 5.0m | | | Capacity at maximum reach | | | |
|------------|---|---|---|---|---|---|--|---|---|---|---|---|---|---|---|----------|
| |  |  |  |  |  |  |  |  |  |  |  |  |  |  |  | Distance |
| Height | Dozer Up | Dozer Down | Over Side | Dozer Up | Dozer Down | Over Side | Dozer Up | Dozer Down | Over Side | Dozer Up | Dozer Down | Over Side | Dozer Up | Dozer Down | Over Side | Distance |
| m | kg | kg | kg | kg | kg | kg | kg | kg | kg | kg | kg | kg | kg | kg | kg | m |
| 4.0 | | | | | | | 874* | 874* | 683 | | | | 792* | 792* | 669 | 4.04 |
| 3.5 | | | | | | | 899* | 899* | 691 | | | | 697* | 697* | 562 | 4.45 |
| 3.0 | | | | | | | 913* | 913* | 685 | | | | 682* | 682* | 499 | 4.74 |
| 2.5 | | | | | | | 970* | 970* | 672 | | | | 666* | 666* | 456 | 4.95 |
| 2.0 | | | | 1361* | 1361* | 1036 | 951 | 1055* | 653 | 652 | 941* | 444 | 631 | 657* | 428 | 5.09 |
| 1.5 | | | | 1477 | 1645* | 982 | 928 | 1154* | 632 | 645 | 964* | 437 | 609 | 636* | 411 | 5.17 |
| 1.0 | | | | 1423 | 1892* | 935 | 905 | 1249* | 611 | 636 | 988* | 429 | 601 | 681* | 404 | 5.18 |
| 0.5 | | | | 1384 | 2052* | 901 | 886 | 1324* | 594 | 629 | 1003* | 422 | 605 | 742* | 405 | 5.13 |
| 0.0 | | | | 1362 | 2115* | 881 | 872 | 1366* | 581 | 625 | 886* | 418 | 619 | 742* | 415 | 5.03 |
| -0.5 | 1869* | 1869* | 1686 | 1352 | 2095* | 873 | 864 | 1365* | 574 | | | | 653 | 856* | 437 | 4.85 |
| -1.0 | 2622* | 2622* | 1696 | 1352 | 1996* | 872 | 863 | 1306* | 572 | | | | 707 | 885* | 473 | 4.6 |
| -1.5 | 2929 | 3086* | 1714 | 1360 | 1811* | 880 | 870 | 1152* | 579 | | | | 799 | 971* | 535 | 4.26 |
| -2.0 | 2485* | 2485* | 1743 | 1380 | 1497* | 897 | | | | | | | 933* | 933* | 648 | 3.78 |
| -2.5 | 1578* | 1578* | 1578* | 879* | 879* | 879* | | | | | | | 790* | 790* | 790* | 3.09 |
| -3.0 | | | | | | | | | | | | | | | | |


















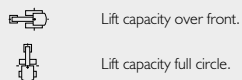
- Notes:**
- Lifting capacities are based on ISO 10567, that is: 75% of minimum tipping load or 87% of hydraulic lift capacity, whichever is the less. Lifting capacities marked* are based on hydraulic capacity.
 - Lift capacities assume that the machine is on firm level ground and equipped with an approved lifting point.
 - A bucket must be fitted when lifting, the weight of this bucket must be deducted from the above lift capacities.
 - Lift capacities may be limited by local regulations. Please refer to your dealer.

LIFT CAPACITIES – 400MM RUBBER TRACKS, 2866MM BOOM, 1570MM DIPPER, NO BUCKET. 55Z-1

| Load Point | 2.0m | | | 3.0m | | | 4.0m | | | 5.0m | | | Capacity at maximum reach | | | |
|------------|---|---|---|---|---|---|--|---|---|---|---|---|---|---|---|----------|
| |  |  |  |  |  |  |  |  |  |  |  |  |  |  |  | Distance |
| Height | Dozer Up | Dozer Down | Over Side | Dozer Up | Dozer Down | Over Side | Dozer Up | Dozer Down | Over Side | Dozer Up | Dozer Down | Over Side | Dozer Up | Dozer Down | Over Side | Distance |
| m | kg | kg | kg | kg | kg | kg | kg | kg | kg | kg | kg | kg | kg | kg | kg | m |
| 4.5 | | | | | | | | | | | | | 1100* | 1100* | 816 | 3.74 |
| 4.0 | | | | | | | 1059 | 1356* | 738 | | | | 939 | 976* | 651 | 4.26 |
| 3.5 | | | | | | | 1060 | 1322* | 739 | | | | 807 | 905* | 557 | 4.64 |
| 3.0 | | | | | | | 1049 | 1368* | 729 | | | | 725 | 869* | 497 | 4.92 |
| 2.5 | | | | 1681 | 1756* | 1142 | 1030 | 1466* | 712 | 702 | 1280* | 480 | 671 | 859* | 457 | 5.12 |
| 2.0 | | | | 1616 | 2141* | 1085 | 1006 | 1597* | 690 | 694 | 1375* | 473 | 636 | 881* | 354 | 5.25 |
| 1.5 | | | | 1546 | 2544* | 1023 | 979 | 1738* | 665 | 684 | 1416* | 463 | 616 | 910* | 414 | 5.32 |
| 1.0 | | | | 1487 | 2862* | 971 | 954 | 1866* | 642 | 673 | 1455* | 453 | 605 | 893* | 405 | 5.34 |
| 0.5 | | | | 1448 | 3032* | 937 | 932 | 1960* | 622 | 664 | 1476* | 444 | 608 | 983* | 406 | 5.29 |
| 0.0 | | | | 1426 | 3066* | 917 | 917 | 2003* | 608 | 657 | 1464* | 438 | 622 | 1020* | 414 | 5.19 |
| -0.5 | 2355* | 2355* | 1763 | 1416 | 2992* | 909 | 907 | 1987* | 599 | 655 | 1235* | 436 | 652 | 1138* | 434 | 5.02 |
| -1.0 | 3048 | 3342* | 1771 | 1416 | 2826* | 909 | 904 | 1897* | 597 | | | | 701 | 1215* | 467 | 4.78 |
| -1.5 | 3069 | 4098* | 1787 | 1424 | 2560* | 915 | 909 | 1706* | 601 | | | | 784 | 1341* | 523 | 4.45 |
| -2.0 | 3104 | 3398* | 1814 | 1441 | 2158* | 931 | 929 | 1289* | 619 | | | | 926 | 1277* | 618 | 4.01 |
| -2.5 | 2334* | 2334* | 1858 | 1475 | 1499* | 960 | | | | | | | 1115* | 1115* | 810 | 3.39 |
| -3.0 | | | | | | | | | | | | | | | | |

LIFT CAPACITIES – 400MM RUBBER TRACKS, 2866MM BOOM, 1820MM DIPPER, NO BUCKET. 57C-1

| Load Point | 2.0m | | | 3.0m | | | 4.0m | | | 5.0m | | | Capacity at maximum reach | | | |
|------------|---|---|---|---|---|---|--|---|---|---|---|---|---|---|---|----------|
| |  |  |  |  |  |  |  |  |  |  |  |  |  |  |  | Distance |
| Height | Dozer Up | Dozer Down | Over Side | Dozer Up | Dozer Down | Over Side | Dozer Up | Dozer Down | Over Side | Dozer Up | Dozer Down | Over Side | Dozer Up | Dozer Down | Over Side | Distance |
| m | kg | kg | kg | kg | kg | kg | kg | kg | kg | kg | kg | kg | kg | kg | kg | m |
| 4.5 | | | | | | | 922* | 922* | 900 | | | | 884* | 884* | 884* | 4.01 |
| 4.0 | | | | | | | 1206* | 1206* | 917 | | | | 826* | 826* | 748 | 4.47 |
| 3.5 | | | | | | | 1192* | 1192* | 916 | | | | 774* | 774* | 655 | 4.82 |
| 3.0 | | | | | | | 1241* | 1241* | 905 | 851 | 1051* | 614 | 753* | 753* | 595 | 5.08 |
| 2.5 | | | | | | | 1230 | 1335* | 888 | 848 | 1253* | 611 | 825 | 1221* | 594 | 5.27 |
| 2.0 | | | | 1844* | 1844* | 1353 | 1205 | 1461* | 865 | 839 | 1288* | 603 | 715* | 715* | 525 | 5.4 |
| 1.5 | | | | 1863 | 2221* | 1292 | 1177 | 1600* | 840 | 827 | 1335* | 592 | 716 | 769* | 510 | 5.46 |
| 1.0 | | | | 1799 | 2554* | 1235 | 1150 | 1734* | 815 | 815 | 1381* | 581 | 705 | 752* | 501 | 5.48 |
| 0.5 | | | | 1749 | 2780* | 1191 | 1126 | 1840* | 793 | 804 | 1415* | 570 | 707 | 775* | 501 | 5.44 |
| 0.0 | | | | 1717 | 2883* | 1163 | 1107 | 1905* | 775 | 796 | 1423* | 562 | 723 | 837* | 511 | 5.34 |
| -0.5 | 2395* | 2395* | 2171 | 1700 | 2879* | 1148 | 1094 | 1918* | 764 | 791 | 1386* | 558 | 753 | 921* | 532 | 5.18 |
| -1.0 | 3193* | 3193* | 2179 | 1694 | 2778* | 1143 | 1088 | 1867* | 758 | | | | 802 | 987* | 566 | 4.96 |
| -1.5 | 3614 | 3863* | 2195 | 1697 | 2582* | 1146 | 1090 | 1734* | 759 | | | | 883 | 1133* | 623 | 4.65 |
| -2.0 | 3646 | 3690* | 2220 | 1710 | 2270* | 1157 | 1101 | 1463* | 770 | | | | 1015 | 1236* | 714 | 4.25 |
| -2.5 | 2834* | 2834* | 2259 | 1736 | 1776* | 1180 | | | | | | | 1151* | 1151* | 883 | 3.7 |
| -3.0 | 1559* | 1559* | 1559* | | | | | | | | | | 883* | 883* | 883* | 2.9 |



- Notes:**
1. Lifting capacities are based on ISO 10567, that is: 75% of minimum tipping load or 87% of hydraulic lift capacity, whichever is the less. Lifting capacities marked* are based on hydraulic capacity.
 2. Lift capacities assume that the machine is on firm level ground and equipped with an approved lifting point.
 3. A bucket must be fitted when lifting, the weight of this bucket must be deducted from the above lift capacities.
 4. Lift capacities may be limited by local regulations. Please refer to your dealer.