

SY35U Hydraulic Excavator



KEY FEATURES

- Zero tail swing is ideal for tight job sites and working in confined spaces
- Lines are run down the boom and arm as standard equipment for easy fit-up and running of hydraulic attachments
- Open cab for reduced complexity and improved efficiency
- Load sensing hydraulics for increased fuel efficiency and maximized performance

Rated Power

24.4 hp / 18.2 kW

Dig Depth

10' 2" / 3105 mm

Operating Weight

8,499 lbf-ft / 3,855 kg

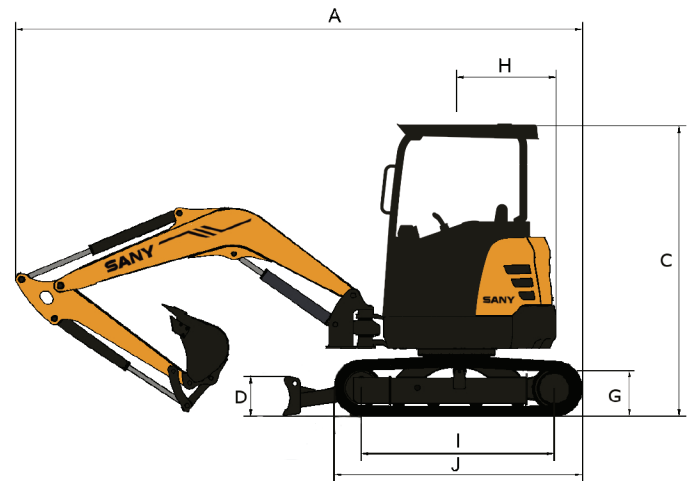
Bucket Breakout

6,834 lbf / 30.4 kN

SY35U Dimensions & Specifications

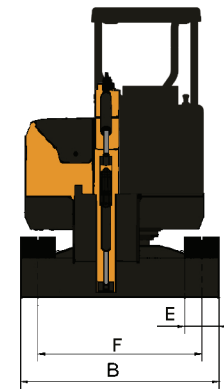
OVERALL DIMENSIONS

	Standard	Metric
A Transport Length	16' 2"	4915 mm
B Transport Width	5' 8"	1720 mm
C Transport Height	8' 3"	2515 mm
D Blade Height	1' 2"	350 mm
E Track Width (standard)	1' 0"	300 mm
F Track Gauge	4' 8"	1420 mm
G Minimum Ground Clearance	1' 0"	295 mm
H Tail Swing Radius	2' 10"	860 mm
I Track Ground Length	5' 6"	1670 mm
J Track Length	7' 1"	2155 mm
Boom Length	8' 4"	2540 mm
Arm Length (standard)	4' 7"	1400 mm



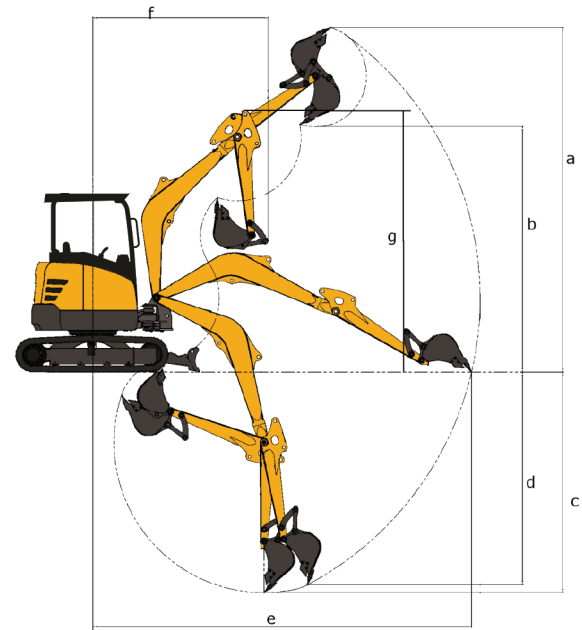
WORKING RANGE

	Standard	Metric
a Maximum Digging Height	15' 11"	4855 mm
b Maximum Dumping Height	11' 4"	3460 mm
c Maximum Digging Depth	10' 2"	3105 mm
d Maximum Vertical Wall Digging Depth	8' 10"	2700 mm
e Maximum Digging Reach	17' 11"	5465 mm
f Minimum Swing Radius	8' 1"	2475 mm
g Maximum Height at Minimum Swing Radius	12' 1"	3685 mm



MACHINE PARAMETERS

Operating Weight	8,499 lb (3855 kg)
Engine Type	Yanmar 3TNV88 Tier 4 final
Engine Max Power (Net)	24.4 hp (18.2 kW) @ 2200rpm
Engine Max Torque	69.3 lbf-ft (94 Nm) @ 1320 rpm
Engine Displacement	98 in ³ (1.6 liter)
Alternator	40A/12V
Main Pump Flow	23 gpm (88 lpm)
Swing Speed	9 rpm
Travel Speed	1.5/2.7 mph (2.4/4.4 km/h)
Tractive Effort	8,273 lbf (36.8 kN)
Max Arm Digging Force (ISO)	4,092 lbf (18.2 kN)
Number of Upper Rollers	1
Number of Lower Rollers	4
Fuel Tank Capacity	10.6 gal (40 liter)
Hydraulic Tank Capacity	10.6 gal (40 liter)
Cooling System Capacity	1.7 gal (6.5 liter)
Engine Oil Capacity	1.8 gal (6.7 liter)
Ground Pressure (with standard shoes)	4.6 psi (32 kPa)



SANY America Inc.

318 Cooper Circle | Peachtree City, GA 30269
T: 678-251-2810 | F: 770-632-7820

www.sanyamerica.com

