

EQUIPMENT SPECIFICATION

SPECIFICATION

ENGINE

Model.....Isuzu 4BG1-TABGC
 Displacement.....4.329L
 Engine power
 At rated engine speed.....72.7kw/2200rpm

HYDRAULIC SYSTEM

Type..... Positive control system
Number of selectable working modes..... 4
Main pump
 Type.....Variable-capacity piston pumps
 Maximum flow.....2*121ltr/min
Hydraulic motors
 Travel.....2* axial piston motor with parking brake
 Swing.....1* axial piston motor with swing holding brake
Relief valve setting
 Implement circuits.....31.3mpa 306kg/cm2 4,539psi
 Travel circuit.....34.3mpa 336kg/cm2 4,974psi
 Swing circuit.....25mpa 245kg/cm2 3,625psi
 Heavy lift circuit.....31.3mpa 306kg/cm2 4,539psi
 Pilot circuit.....3.9mpa 38kg/cm2 565psi
Hydraulic cylinders
 Boom.....2-105mm*990mm
 Arm.....1-115mm*1175mm
 Bucket.....1-100mm*885mm

OPERATING WEIGHT

Operating weight with standard bucket, fully serviced, +75 kg operator (ISO)
 Operating weight.....13500kg

UNDERCARRIAGE

Track width.....500mm
 Number of track shoes.....44
 Carrier roller (per side).....1
 Track roller(per side).....7

TRANSMISSION

Travel Speed (Highest/Lowest).....5.5/3.5km/h
 Swing Speed.....12rpm
 Gradeability.....70%/35°
 Ground Pressure.....41.7kpa

DIGGING FORCE

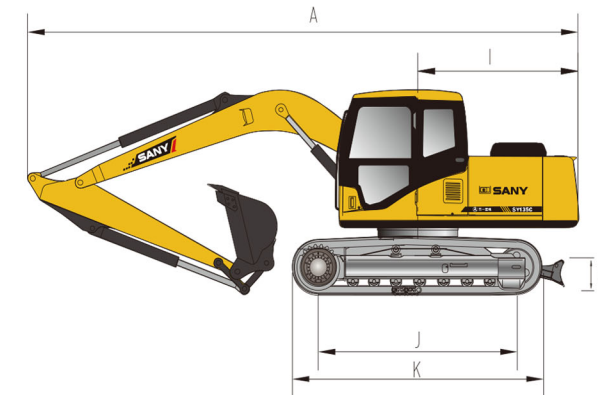
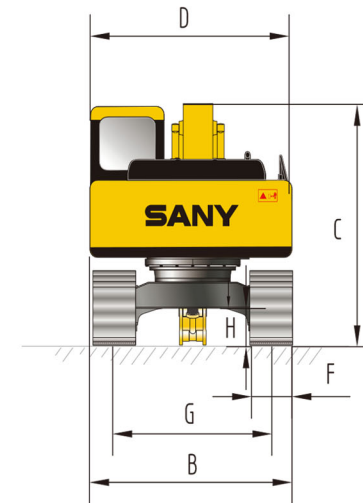
Bucket Digging Force.....92.7kN
 Arm Digging Force.....66kN

BUCKET OPTIONAL

Capacity		Width		Weight	Number of Teeth	Arm length			
SAE	CECE	Without Side Cutters	With Side Cutters			2500mm	mm	mm	mm
0.5	0.45	854	947	406	5	■			
0.53	0.48	860	958	480	4	●			
0.6	0.54	860	958	489	4	▲			

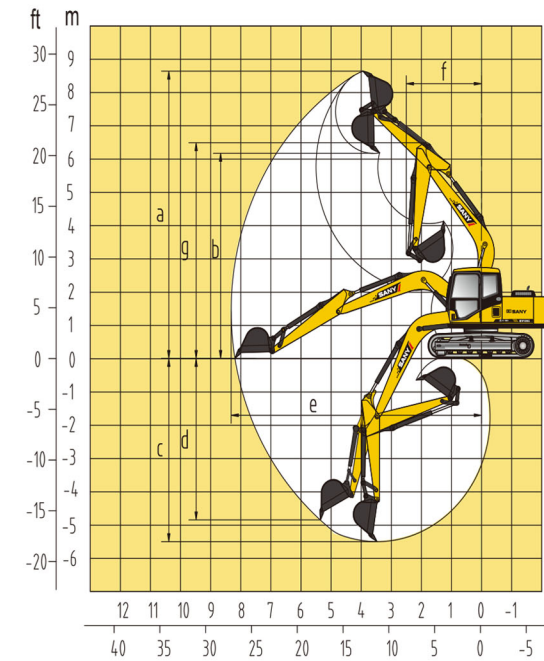
Suitable for materials with density of 1 800 kg/m3 (3 030 lb/rd3) or less ■
 Suitable for materials with density of 1 600 kg/m3 (2 700 lb/rd3) or less ●
 Suitable for materials with density of 1 100 kg/m3 (1 850 lb/rd3) or less ▲

DIMENSION



Item (Unit: mm)	SY135C
A Length (During Transportation)	7700
B Width	2550
C Height (During Transportation)	2815
D Upper Body Width	2490
E Blade Height (to Cab Roof)	2740
F Std. Track Width	500
G Track Gauge	1990
H Min. Ground Clearance	425
I Tail Swing Radius	2240
J Roller Gauge	2930
K Track Length	3665

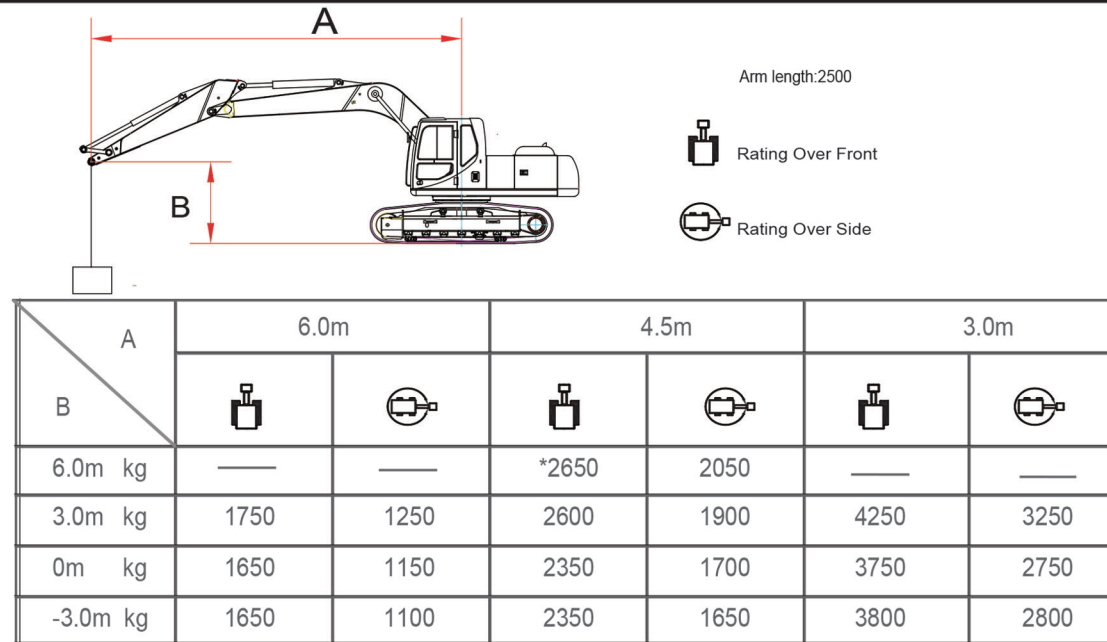
OPERATION RANGE



Item (Unit: mm)	SY135C
a Max. Digging Height	8685
b Max. Dumping Height	6180
c Max. Digging Depth	5510
d Max. Vertical Digging Depth	4880
e Max. Excavating Distance	8290
f Min. Swing Radius	2500
g Height at Min. Swing Radius	6500

Materials and specifications are subject to change without further notice in accordance with our continuous technical innovations. Photos and illustrations may not include additional equipments.

SY135C LIFTING CAPACITY



Remarks:

1. Rated figure meets the criterion of GB/T 13331-2005/ISO 10576
2. Rated rollover loading is 75% of static rollover loading, rated limiting hydraulic weight is 87% of limiting hydraulic weight.
3. Loading radius is the distance from the loading point to the swing center.
4. The figure with * stands for the rated figure of the limiting hydraulic weight.

Pressure and Capacities

WEIGHTS AND GROUND PRESSURE

Shoe type	Shoe width	Mode SY135C812K/SY135C8M2K	
		Operating weight	Ground pressure
Tripe grouser	500mm	13500Kg	41.7Kpa

SERVICE REFILL CAPACITIES

	Liters	US gal	Imp gal
Fuel tank.....	240	63.1	52.8
Engine coolant.....	18.5	4.9	4.1
Engine oil.....	13.2	3.5	2.9
Swing device.....	1.8	0.5	0.4
Travel device(each side).....	2.1	0.6	0.5
Hydraulic system.....	/	/	/
Hydraulic oil tank.....	150	39.5	33

STANDARD & OPTIONAL

STANDARD EQUIPMENT

◆ Engine

- Engine Mode control (H, S, L and B)
- Start motor 24V/4.5KW
- Alternator 24V/50A
- Air pre-cleaner
- Dry double-filtering air cleaner
- Cylindrical engine oil filter
- Engine oil cooler
- Radiator with protective screen
- Auxiliary water tank for radiator
- Fan cowl
- Separately installed engine
- Automatic deceleration system
- Accelerating system

◆ Operator Station

- Noiseproof steel-structured cab
- Toughened light-color window
- 6 silicone rubber damping support
- Openable roof hatch, upper front window and left window
- Rear window, alternate exit
- Silent window wiper with washer
- Adjustable inclined seat with adjustable armrest
- AM-FM radio with digital clock
- Foot rest and floor mat
- Loudspeaker, rear view mirror
- Seat belt and fire extinguisher
- Cab holder and cab light
- Ashtray, alternate hammer
- Storage box, literature bag
- Hydraulic lockout control
- Fully automatic air-conditioner
- Cab visor

◆ Monitoring System Gauge

- Hour meter, fuel tank oil level gauge
- Engine coolant thermometer
- Engine oil pressure gauge

◆ Hydraulic System

- Working mode selection switch
- Power enhancement device
- Control valve with main relief valve
- Spare oil port for control valve
- Oil suction filter
- Oil return filter
- Pilot filter

◆ Undercarriage

- Travel brake
- Travel motor guard
- H-track guiding mechanism
- Hydraulic track tensioner
- Bolted sprocket
- Double carrier roller and track roller
- Reinforced track link with pin and seal
- 500 mm track shoe
- Reinforced side pedal
- Bottom coverplate

◆ Swing Platform

- Hydraulic oil level gauge
- Toolbox
- Rear view mirror (R and L)
- Swing brake

◆ Indicator Lights

- Auto-idle, engine warm up
- Engine oil level, engine coolant temperature

◆ Front Work Equipment

- Flange pin
- Bucket clearance adjustment
- Welded lever
- Central lubrication system
- Dust ring-seal of bucket pin
- 4.7 m fully-welded box boom
- 3.3 m fully-welded box arm
- Guard
- 0.53m³ standard bucket

◆ Alarm Lights

- Oil pressure lack, engine coolant overhear
- Throttle knob fault
- Fuel oil lack
- Voltage higher than specification
- Engine over speed

◆ Others

- Standard battery
- Lockup engine hood
- Lockup fuel filler cap
- Anti-skid film, handhold and passage
- Travel direction mark
- Hand grease gun