


# Dynapac F800T


## Tracked pavers




### Technical data

 Masses	
Mass (incl. standard screed)	17.8 t
Weight	15.2 t


  

 Dimensions	
Basic width	2.44 m
Working width, max.	5.79 m
Working width, minimum (with reducing shoe)	1.2 m
Transport dimensions (LxWxH)	5970 x 2590 x 2900 mm


  

 Capacity	
Theoretical placement capacity	907 t/h
Practical placement capacity	544 t/h
Paving thickness (max/min)	305 /-152.40 mm


  


 Material hopper	
Capacity	5.7 m <sup>3</sup>
Dumping height (center/outside)	510 /685 mm
Hopper width, internal	3350 mm


  


 Traction	
Paving speed	0 -27 m/min
Maximum paving speed	60 m/min
Transport speed	14 km/h


  

 Operation	
Operator console	Dual Swing out
Dashboard	Ergonomic dashboard with Multifunction display on each console

 Engine	
Manufacturer/Model	Cummins QSB 6.7-173
Emissions according to	Tier 4F
Type	6 cylinder water cooled diesel engine with hydraulically driven fan
Rated power, SAE J1995	129 kW (173 hp ) @ 2300 rpm
Electrical system	24V /70A
Generator (tractor mounted)	34 kVA
Fuel tank capacity	320 l

 Undercarriage	
Crawler length	2745 mm
Crawler width	406 mm
Final drive	Hydrostatic final drives -comprising of planetary gear box and hydraulic oil motors, integrated in crawler track frame.

 Conveyor	
Conveyor type	Dual bar feeder
Conveyor width	2 x 510 mm
Conveyor control	Two independent conveyor half's with infinitely variable speed. Both half's can be controlled separately. Conveyor control independent of Augers by Ultrasonic sensors.

 Auger	
Auger diameter	Ø 430 mm
Auger control	Center drive. Two reversible augers with proportional speed control. Left and right augers to be controlled separately by Ultrasonic sensors.
Auger height adjustment	Infinitely variable by 250 mm

Find us locally at [www.dynapac.com](http://www.dynapac.com)

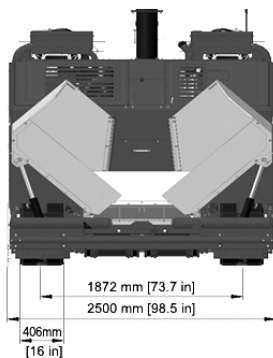
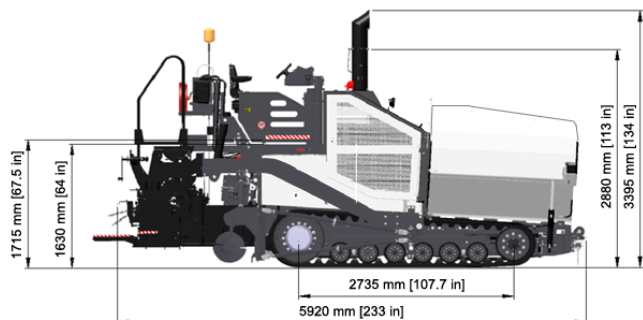
We reserve the right to change specifications without notice. Photos and illustrations do not always show standard versions of machines. The above information is a general description only, all informations are supplied without liability.

# Dynapac F800T

## Tracked pavers



### Technical data



Optional equipment	
Type	Equipment
Leveling control	Topcon
Extensions	Hydraulic Tunnel Extension kit
	1 ft auger extension kit
	2 ft auger extension kit
	15 ft auger extension kit
Lubrication	Centralized Lubrication System
Push Roller	Safe Impact System
Hopper Aprons	Powered Hopper Aprons

Suitable screeds					
Model	Basic width	Working width, hydraulic extendable	Working width, max.	Compacting elements	Heating system
Carlson EZIV 8-15	2.44 m	4.57 m	5.79 m	Vibration	Electrical

Find us locally at [www.dynapac.com](http://www.dynapac.com)

We reserve the right to change specifications without notice. Photos and illustrations do not always show standard versions of machines. The above information is a general description only, all informations are supplied without liability.