







Dynapac F2500C

Large pavers





Technical data

 Masses	
Weight (incl. standard screed)	18 t
 Dimensions	
Basic width	2.55 m
Working width, minimum (with reducing shoe)	2.05 m
Front ramp angle	15°
Working width, max.	8.10 m
 Capacity	
Placement thickness (max)	310 mm
Theoretical placement capacity	650 t/h
 Material hopper	
Capacity	6.0 m ³
Dumping height (center/outside)	555 mm /560 mm
Hopper width, internal	3292 mm
 Traction	
Maximum paving speed	30 m/min
Transport speed	4.0 km/h

 Engine	
Emissions according to	Stage IIIA (Tier 3)
Rated power, SAE J1995	110 kW @2,200 rpm with stepless rpm control
Electrical system	24 V
Fuel tank capacity	320 l

 Undercarriage	
Crawler length	2900 mm
Crawler width	320 mm

 Conveyor	
Conveyor type	Dual bar feeder
Conveyor width	2 x 655 mm
Conveyor control	Automatic with limit switches

 Auger	
Auger diameter	380 mm
Auger control	Automatic with ultrasonic sensors

Find us locally at www.dynapac.com

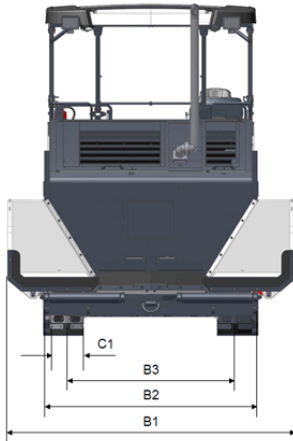
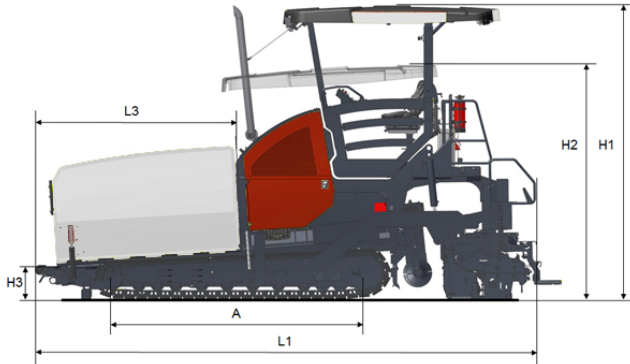
We reserve the right to change specifications without notice. Photos and illustrations do not always show standard versions of machines. The above information is a general description only, all informations are supplied without liability.

Dynapac F2500C

Large pavers



Technical data



Dimensions	
A. Axle track	2900 mm
B1. Width, max.	3400 mm
B2. Width, standard	2550 mm
B3. Width, center of tracks	1992 mm
C1. Track width	320 mm
H1. Height, max.	3900 mm
H2. Height, transport	3100 mm
H3. Height	492 mm
L1. Length	6145 mm
L3. Length, hopper	2123 mm

Find us locally at www.dynapac.com

We reserve the right to change specifications without notice. Photos and illustrations do not always show standard versions of machines. The above information is a general description only, all informations are supplied without liability.