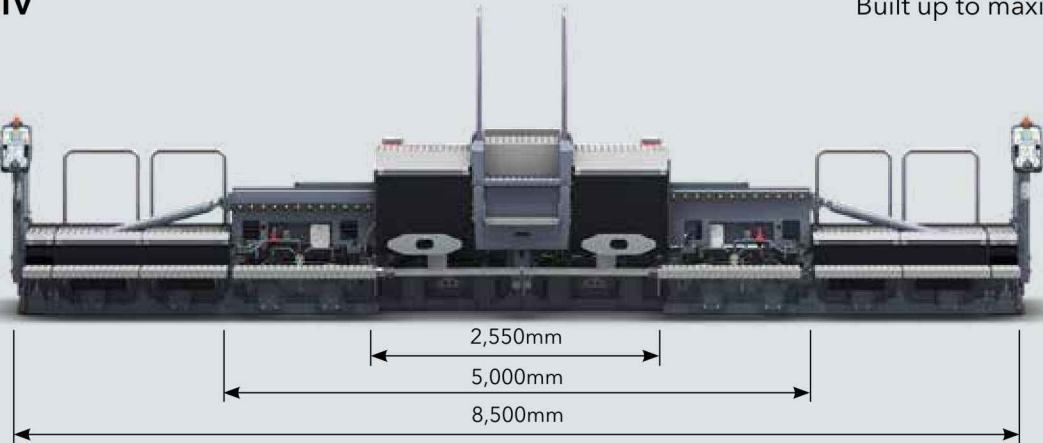


Screed options for the SUPER 1800-3i


AB 500 TV Built up to maximum pave width



- Pave widths**
- » Infinitely variable range from 2.55m to 5m.
 - » Larger widths through the addition of bolt-on extensions up to a maximum of 8.5m.
- Compacting systems**
- » AB 500 TV with tamper and vibrators
 - » AB 500 TP1 with tamper and 1 pressure bar
 - » AB 500 TP2 with tamper and 2 pressure bars
 - » AB 500 TP2 Plus with tamper and 2 pressure bars for maximum precompaction




AB 600 TV Built up to maximum pave width



- Pave widths**
- » Infinitely variable range from 3m to 6m.
 - » Larger widths through the addition of bolt-on extensions up to a maximum of 9m.
- Compacting systems**
- » AB 600 TV with tamper and vibrators
 - » AB 600 TP1 with tamper and 1 pressure bar
 - » AB 600 TP2 with tamper and 2 pressure bars
 - » AB 600 TP2 Plus with tamper and 2 pressure bars for maximum precompaction



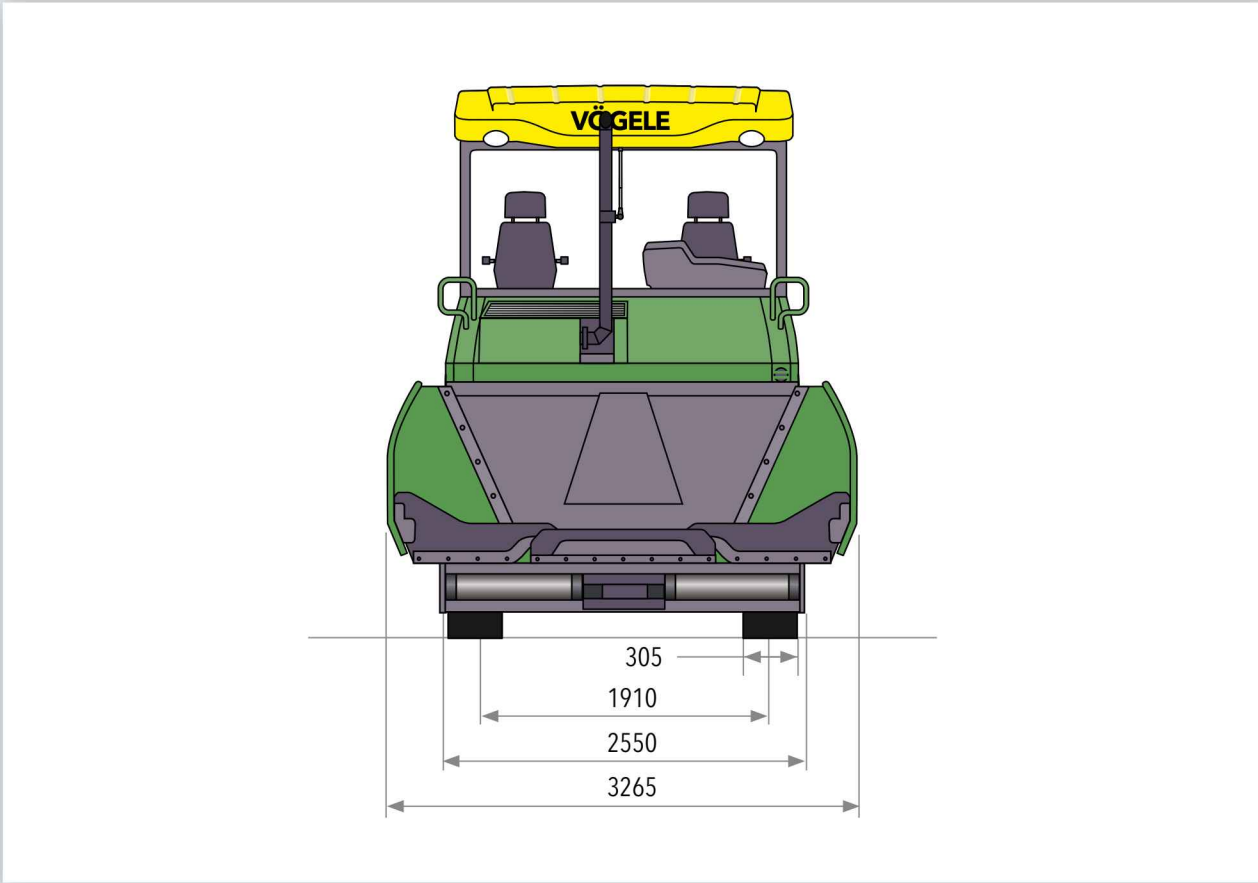
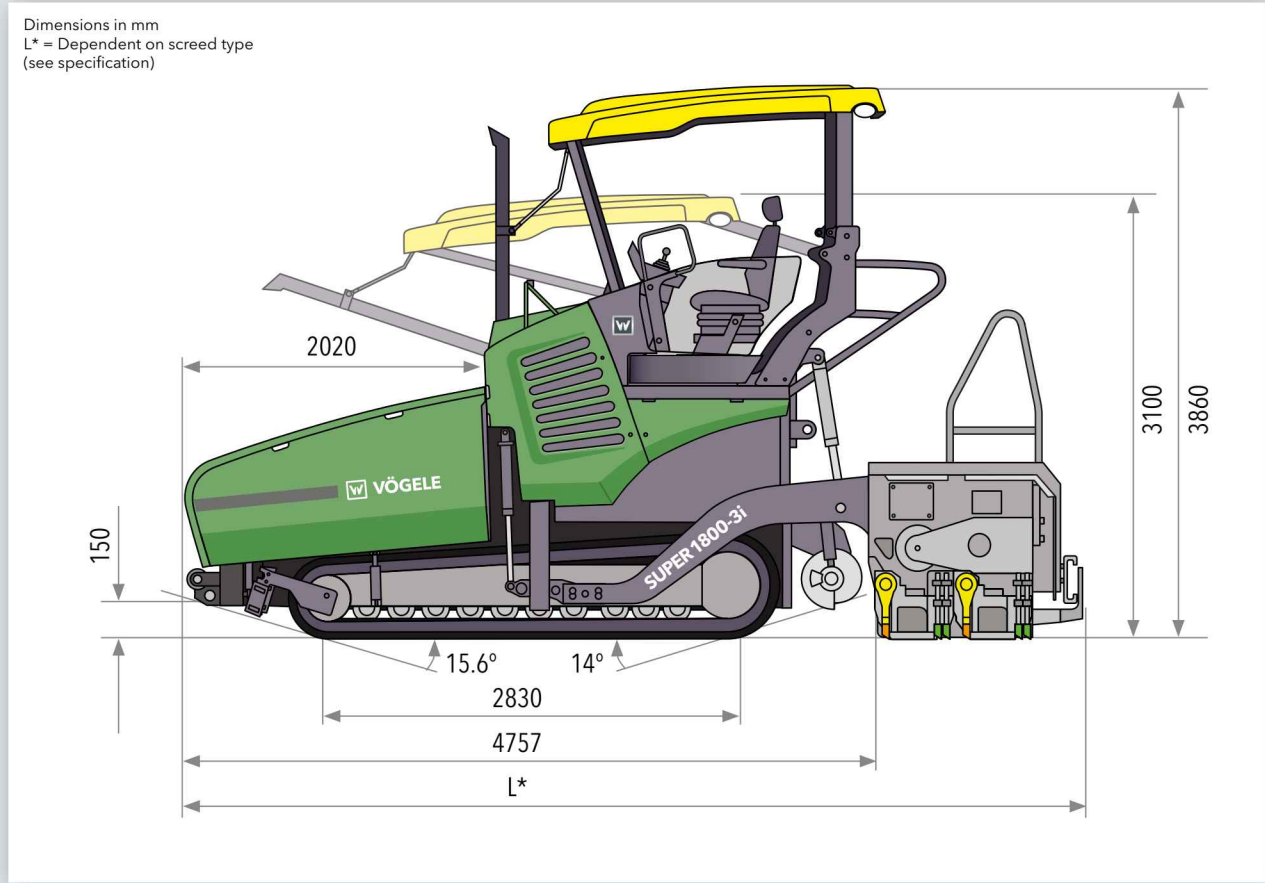
SB 250 TV Built up to maximum pave width



- Pave widths**
- » Basic width 2.5m. Larger widths through the addition of bolt-on extensions up to a maximum of 10m.
 - » Thanks to 75cm hydraulic bolt-on extensions, pave width is infinitely variable within a range of 1.5m.
- Compacting systems**
- » SB 250 TV with tamper and vibrators
 - » SB 250 TP1 with tamper and 1 pressure bar
 - » SB 250 TP2 with tamper and 2 pressure bars



All the facts at a glance



Power unit	
Engine	6-cylinder diesel engine, liquid-cooled
Manufacturer	Cummins
Type	QSB6.7-C164
Output	
Nominal	125kW at 2,000rpm (according to DIN)
ECO mode	121kW at 1,700rpm
Exhaust emissions standard	EU Stage 4, US EPA Tier 4f
Exhaust gas after-treatment	DOC, SCR
Emission data	
Sound power level	≤108 dB(A) (2000/14/EC and DIN EN 500-6)
Daily noise exposure level	>80 dB(A) (DIN EN 500-6)
Fuel tank	300 litres

Undercarriage	
Crawler tracks	provided with rubber pads
Ground contact	2,830 x 305mm
Track tension adjuster	spring assembly
Track roller lubrication	lifetime
Traction drive	separate hydraulic drive and electronic control provided for each crawler track
Speeds	
Paving	up to 24m/min., infinitely variable
Travel	up to 4.5km/h, infinitely variable
Material hopper	
Hopper capacity	13t
Width	3,265mm
Feed height	590 mm (centre of material hopper)
Push-rollers	
Standard	oscillating
Position	can be displaced forwards by 75mm or 150mm
Option	sprung (PaveDock)

Conveyors and augers	
Conveyors	2, with replaceable feeder bars, conveyor movement reversible for a short time
Drive	separate hydraulic drive provided for each conveyor
Speed	up to 33m/min., infinitely variable (manual or automatic)
Augers	2, with exchangeable auger blades, auger rotation reversible
Diameter	400mm
Drive	separate hydraulic drive provided for each auger
Speed	up to 84 rpm, infinitely variable (manual or automatic)
Height	infinitely variable by 15cm, hydraulic, lowest position 10cm above the ground
Lubrication	automatic centralized lubrication system with electrically driven grease pump

Screed options		
AB 500	basic width	2.55m
	infinitely variable range	2.55m to 5m
	maximum width (TV/TP1)	8.5m
AB 600	basic width	3m
	infinitely variable range	3m to 6m
	maximum width (TV/TP1)	9m
SB 250	basic width	2.5m
	maximum width (TV/TP1)	10m
Screed versions	TV, TP1, TP2, TP2 Plus (AB 500/AB 600)	
Layer thickness	up to 30cm	
Screed heating	electric by heating rods	
Power supply	three-phase A.C. generator	
Dimensions (transport) and weights		
Length AB 500/AB 600	tractor unit and screed	
	TV	6.04m
	TP1/TP2/TP2 Plus	6.17m
SB 250	TV/TP1/TP2	6m
Weights AB 500 TV	tractor unit and screed	
	pave widths up to 5m	19.4t
	pave widths up to 8.5m	24.9t

Key: DOC = Diesel Oxidation Catalyst SCR = Selective Catalytic Reduction
AB = Extending Screed TV = with tamper and vibrators TP1 = with tamper and 1 pressure bar TP2 Plus = with special tamper, 2 pressure bars and additional weights
SB = Fixed-Width Screed TP2 = with tamper and 2 pressure bars

Subject to technical modification.



Your VÖGELE QR Code
will take you directly
to the "SUPER 1800-3i"
on our website.



JOSEPH VÖGELE AG

Joseph-Vögele-Str. 1
67075 Ludwigshafen · Germany
www.voegel.info

T: +49 621 / 81 05 0
F: +49 621 / 81 05 461
marketing@voegel.info



® ERGOPLUS, InLine Pave, NAVITRONIC, NAVITRONIC Basic, NAVITRONIC Plus, NIVELTRONIC, NIVELTRONIC Plus, RoadScan, SprayJet, VÖGELE, VÖGELE PowerFeeder, PaveDock, PaveDock Assistant, AutoSet, AutoSet Plus, AutoSet Basic, ErgoBasic and VÖGELE-EcoPlus are registered Community Trademarks of JOSEPH VÖGELE AG, Ludwigshafen/Rhein, Germany. PCC is a registered German Trademark of JOSEPH VÖGELE AG, Ludwigshafen/Rhein, Germany. ERGOPLUS, NAVITRONIC Plus, NAVITRONIC BASIC, NIVELTRONIC Plus, SprayJet, VISION, VÖGELE, VÖGELE PowerFeeder, PaveDock, PaveDock Assistant, AutoSet, AutoSet Plus, AutoSet Basic and VÖGELE-EcoPlus are trademarks registered in the US Patent and Trademark Office to JOSEPH VÖGELE AG, Ludwigshafen/Rhein, Germany. Legally binding claims cannot be derived from written information or pictures contained in this brochure. Pictures may include optional extras. We reserve the right to make technical or design alterations.